

FUND RISK MANAGEMENT
Monthly Report

August 2023



Umbrella	Cosmos Lux International	Net Asset Value	6,226,018.80
Sub-fund	CHF	Currency	CHF
Portfolio date	28/08/2023		

FUND ID

Fund name	Cosmos Lux International
Sub-fund name	CHF
ISIN	LU0989373237
Currency	CHF
Benchmark	SWISS MARKET INDEX
FUND RISK PROFILE	Low

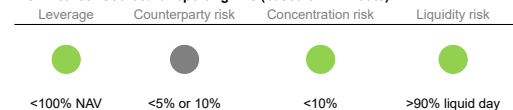
TNA end of period	6,226,018.80	NAV end of period	123.00
TNA start of period	8,046,254.55	NAV start of period	128.65
TNA Variation	-22.62%	NAV Variation	-4.39%
Subscriptions	38,340.00		
Redemptions	1,500,000.00		

RISK MANAGEMENT COMMENTS

Stale price overview
No stale price.

Operational risk
No issue to report.

Risk Metrics: Scorecard reporting 4Cs (based on NAV date)



Investment Compliance dashboard
There are no breaches to display.

Investment Compliance specific
No issue to report.

Total Expense Ratio - Internal limit 3%
As of 30/06/2023 (quarterly):
Without transaction and performance fees
Class CAP: 2.65%

Portfolio Turnover
As of 30/06/2023 (quarterly): 10.66%

Please note that PTR displayed is calculated on an annual basis as specified in the CSSF circular 03/122.

Market risk (Var/commitment)
No issue to report.

Liquidity Risk
No issue to report.

Investment Manager comments

FUND RISK MANAGEMENT

Monthly Report

August 2023



Umbrella Sub-fund Portfolio date: Cosmos Lux International CHF 28/08/2023
 Net Asset Value Currency: 6,226,018.80 CHF

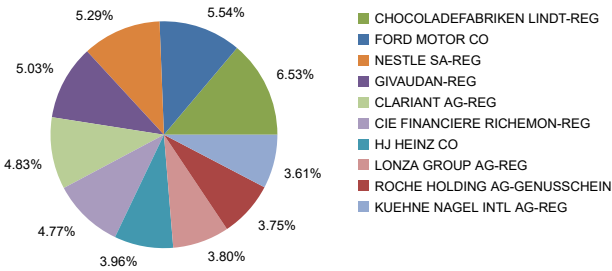
Regulatory main limit checks

Check result	Indicator	Check result	Indicator
Issuer Exposure < 10% NAV	6.53%	Cash Counterparty Exposure < 20% NAV	7.71%
OECD Govt Bond Exposure < 35% NAV	NA	OTC Counterparty Exposure	NA
5/40 Rule	22.39%	Aggregated Group Exposure	7.72%
Borrowing limit < 10% NAV	NA	Cover Rule (liquid assets vs. needs)	0.00%

OTC Counterparty Risk top 5 contributors

Counterparty	Exposure in Fund Currency	% NAV	Regulatory limit
Not applicable			

Concentration risk by corporate issuer - Top 10



Concentration Risk	MCHF	% NAV
CHOCOLADEFABRIKEN LINDT-REG	0.41	6.53%
FORD MOTOR CO	0.35	5.54%
NESTLE SA-REG	0.33	5.29%
GIVAUDAN-REG	0.31	5.03%
CLARIANT AG-REG	0.30	4.83%
CIE FINANCIERE RICHEMON-REG	0.30	4.77%
HJ HEINZ CO	0.25	3.96%
LONZA GROUP AG-REG	0.24	3.80%
ROCHE HOLDING AG-GENUSSCHEIN	0.23	3.75%
KUEHNE NAGEL INTL AG-REG	0.22	3.61%

Concentration by Group 20% - Top 10

Group Name	Instrument type	Exposure value	% NAV
CACEIS Bank Luxembourg S.A.	CASH	479,877.13	7.72%
CHOCOLADEFABRIKEN LINDT-REG	EQUITY	406,400.00	6.53%
FORD MOTOR CO	BOND	345,107.84	5.54%
NESTLE SA-REG	EQUITY	329,344.00	5.29%
GIVAUDAN-REG	EQUITY	313,390.00	5.03%
CLARIANT AG-REG	EQUITY	300,570.00	4.83%
CIE FINANCIERE RICHEMON-REG	EQUITY	295,200.00	4.74%
HJ HEINZ CO	BOND	246,274.17	3.96%
LONZA GROUP AG-REG	EQUITY	236,650.00	3.80%
ROCHE HOLDING AG-GENUSSCHEIN	EQUITY	233,280.00	3.75%

Top 5 contributors to Cover Rule


Instrument code	Instrument Name	Instrument type	Negative exposure	% NAV
Not applicable				



ALERT COLORS: █ No Breach █ Warning > 80 % from regulatory limit █ Breach

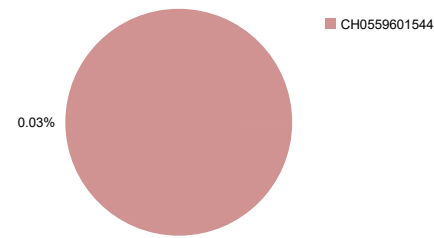
Commitment Approach

	MCHF	% NAV
Global Risk Exposure	0.00	0.03%
Netting / Hedging	0.00	0.00%
Net Commitment	0.00	0.03%



Top 10 commitment contributors

Instrument code	Name	Instrument type	Absolute value	% NAV
CH0559601544	CIE FINANCI 22.11.23 CW	Warrants	1,573.74	0.03%



FUND RISK MANAGEMENT

Monthly Report

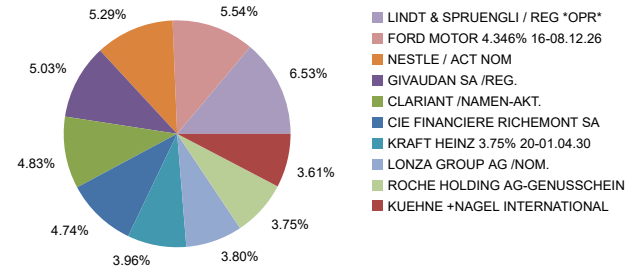
August 2023



Umbrella Cosmos Lux International Net Asset Value 6,226,018.80
 Sub-fund CHF Currency CHF
 Portfolio date 28/08/2023

Top 10 fund holdings (w/o cash & FDI)

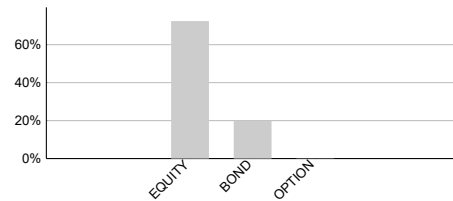
Top 10 holdings	Asset type	ISIN	% NAV
LINDT & SPRUENGLI / REG *OPR	Common stock	CH0010570759	6.53%
FORD MOTOR 4.346% 16-08.12.26	Corporate bond	US345370CR99	5.54%
NESTLE / ACT NOM	Common stock	CH0038863350	5.29%
GIVAUDAN SA /REG.	Common stock	CH0010645932	5.03%
CLARIANT /NAMEN-AKT.	Common stock	CH0012142631	4.83%
CIE FINANCIERE RICHEMONT SA	Common stock	CH0210483332	4.74%
KRAFT HEINZ 3.75% 20-01.04.30	Corporate bond	US50077LAV80	3.96%
LONZA GROUP AG /NOM.	Common stock	CH0013841017	3.80%
ROCHE HOLDING AG-GENUSSCHEIN	Common stock	CH0012032048	3.75%
KUEHNE +NAGEL INTERNATIONAL	Common stock	CH0025238863	3.61%



Asset allocation: Asset Type, Risk Country & Industrial Sector (Bloomberg BICS)*

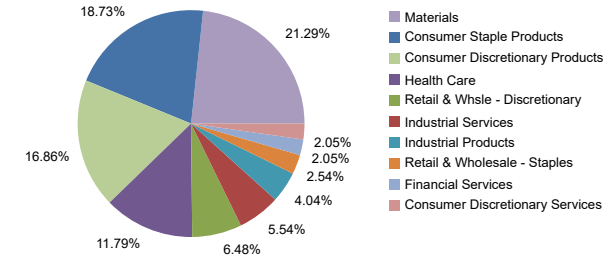
*w/o cash & FDI

Allocation per Asset type	% NAV
EQUITY	72.43%
BOND	19.91%
OPTION	0.16%



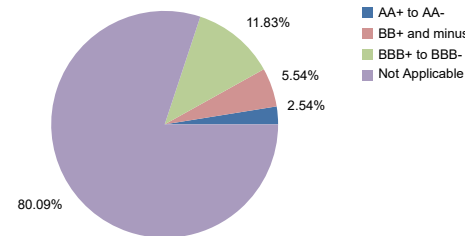
Allocation per Risk Country - Top 10	% NAV
Switzerland	72.43%
United States	17.10%
Luxembourg	2.81%

Allocation per Sector - Top 10	% NAV
Materials	21.29%
Consumer Staple Products	18.73%
Consumer Discretionary Product	16.86%
Health Care	11.79%
Retail & Whsle - Discretionar	6.48%
Industrial Services	5.54%
Industrial Products	4.04%
Retail & Wholesale - Staples	2.54%
Financial Services	2.05%
Consumer Discretionary Service	2.05%



Credit risk: Rating & Duration distribution

Ratings Distribution	Total Market Value	% NAV
AAA	0.00	0.00%
AA+ to AA-	157,836.32	2.54%
A+ to A-	0.00	0.00%
BBB+ to BBB-	736,681.88	11.83%
BB+ and minus	345,107.84	5.54%
Not Rated	0.00	0.00%
Not Applicable	4,986,392.76	80.09%



LAM Credit score *	Total Market Value	% NAV
IG1	0.00	0.00%
IG2 to IG4	157,836.32	2.54%
IG5 to IG7	127,550.54	2.05%
IG8 to IG10	766,166.37	12.31%
HY1 to HY3	0.00	0.00%
HY4 to HY6	188,072.81	3.02%
DS1 or minus	0.00	0.00%
Not rated	0.00	0.00%
Not Applicable	4,986,392.76	80.09%

Durations distribution	Total Market Value	% NAV
0	0.00	0.00%
0 to 1	174,784.36	2.81%
1 to 3	127,550.54	2.05%
3 to 5	345,107.84	5.54%
5 to 7	404,110.49	6.49%
7 to 10	188,072.81	3.02%
above 10	0.00	0.00%
Not Applicable	4,986,392.76	80.09%

*Independent credit scoring ran by Lemanik Asset Management

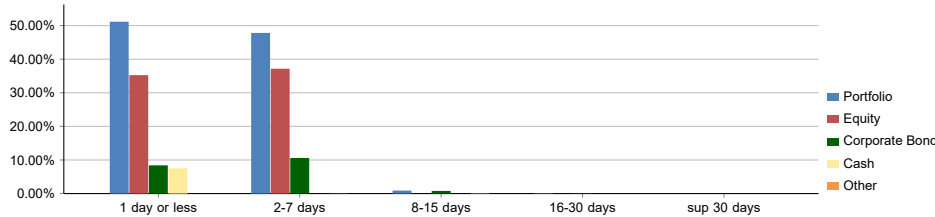
August 2023

Umbrella Cosmos Lux International
Sub-fund CHF Net Asset Value 6,226,018.80
Portfolio date 28/08/2023 Currency CHF

Baseline Scenario

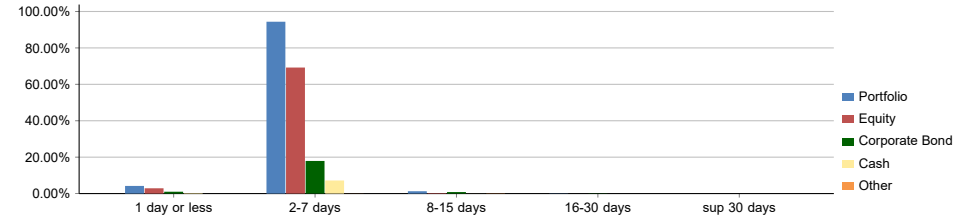
PORTFOLIO LIQUIDITY PROFILE - ASSET SIDE - WATERFALL

Available Resources (%NAV)	1 day or less	2-7 days	8-15 days	16-30 days	sup 30 days
Portfolio	51.15%	47.82%	0.90%	0.13%	0.00%
Equity	35.25%	37.17%	0.00%	0.00%	0.00%
Corporate Bond	8.40%	10.60%	0.79%	0.13%	0.00%
Government Bond	0.00%	0.00%	0.00%	0.00%	0.00%
Fund	0.00%	0.00%	0.00%	0.00%	0.00%
Cash	7.50%	0.00%	0.00%	0.00%	0.00%
Other	0.00%	0.05%	0.12%	0.00%	0.00%

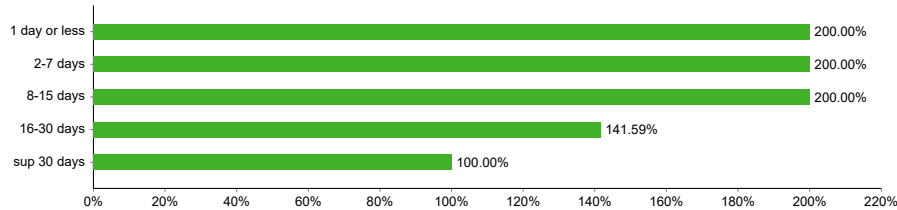


PORTFOLIO LIQUIDITY PROFILE - ASSET SIDE - SLICING

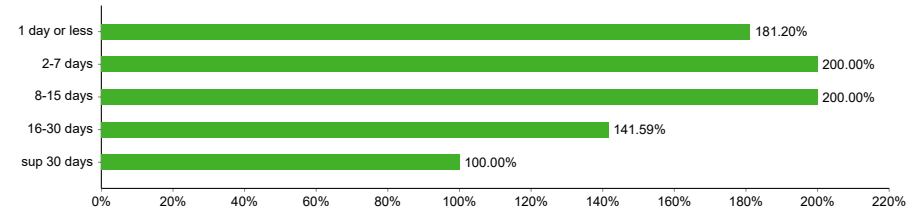
Available Resources (%NAV)	1 day or less	2-7 days	8-15 days	16-30 days	sup 30 days
Portfolio	4.20%	94.38%	1.29%	0.13%	0.00%
Equity	2.91%	69.22%	0.30%	0.00%	0.00%
Corporate Bond	1.02%	17.92%	0.84%	0.13%	0.00%
Government Bond	0.00%	0.00%	0.00%	0.00%	0.00%
Fund	0.00%	0.00%	0.00%	0.00%	0.00%
Cash	0.27%	7.19%	0.03%	0.00%	0.00%
Other	0.00%	0.05%	0.12%	0.00%	0.00%



REDEMPTION COVERAGE RATIO - WATERFALL



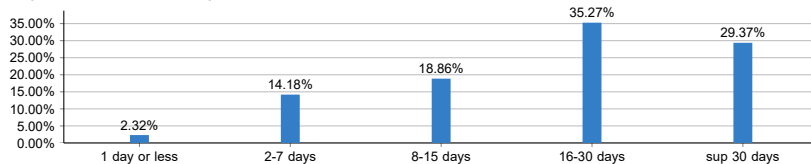
REDEMPTION COVERAGE RATIO - SLICING



*Values are capped to 200% for graphical representation purposes

LIABILITY LIQUIDITY PROFILE - NET

Expected Net Redemptions

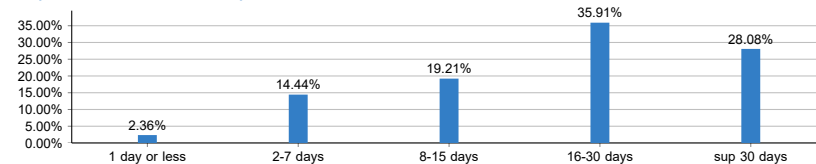


Net Redemptions

Liquidity Metrics	Aggregate	Mixed
Max 1 days over 5 year(s)	32.49%	0.00%
Max 7 days over 5 year(s)	32.49%	0.00%
Max 30 days over 5 year(s)	32.91%	0.00%
Prob of exceeding 5 percent	0.21%	0.00%
Prob of exceeding 10 percent	0.21%	0.00%
Prob of exceeding 20 percent	0.05%	0.00%
Prob of exceeding 50 percent	0.00%	0.00%

LIABILITY LIQUIDITY PROFILE - GROSS

Expected Gross Redemptions



Gross Redemptions

Liquidity Metrics	Aggregate	Mixed
Max 1 days over 5 year(s)	32.49%	0.00%
Max 7 days over 5 year(s)	32.49%	0.00%
Max 30 days over 5 year(s)	32.91%	0.00%
Prob of exceeding 5 percent	0.21%	0.00%
Prob of exceeding 10 percent	0.21%	0.00%
Prob of exceeding 20 percent	0.05%	0.00%
Prob of exceeding 50 percent	0.00%	0.00%

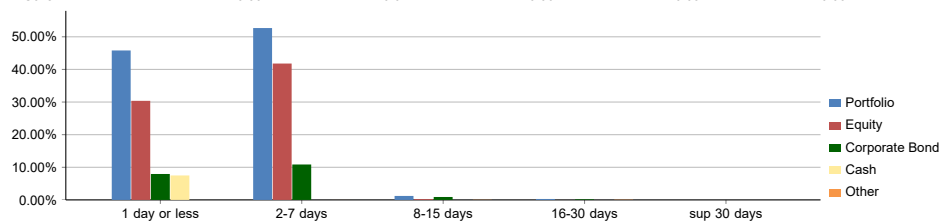
August 2023

Umbrella Cosmos Lux International
Sub-fund CHF
Portfolio date 28/08/2023
Net Asset Value 6,226,018.80
Currency CHF

COVID 19 Scenario (28th of February 2020 - 25th March 2020)

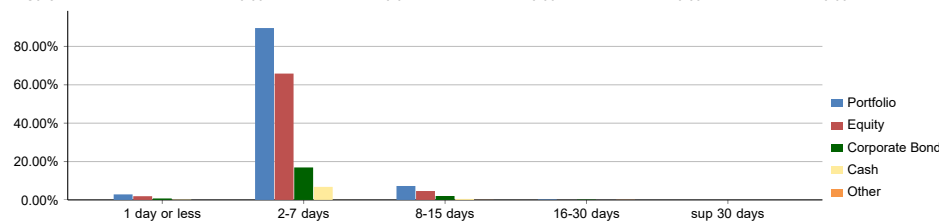
PORTFOLIO LIQUIDITY PROFILE - ASSET SIDE - WATERFALL

Available Resources (%NAV)	1 day or less	2-7 days	8-15 days	16-30 days	sup 30 days
Portfolio	45.81%	52.68%	1.22%	0.29%	0.00%
Equity	30.37%	41.80%	0.26%	0.00%	0.00%
Corporate Bond	7.95%	10.86%	0.90%	0.19%	0.00%
Government Bond	0.00%	0.00%	0.00%	0.00%	0.00%
Fund	0.00%	0.00%	0.00%	0.00%	0.00%
Cash	7.50%	0.00%	0.00%	0.00%	0.00%
Other	0.00%	0.01%	0.06%	0.09%	0.00%

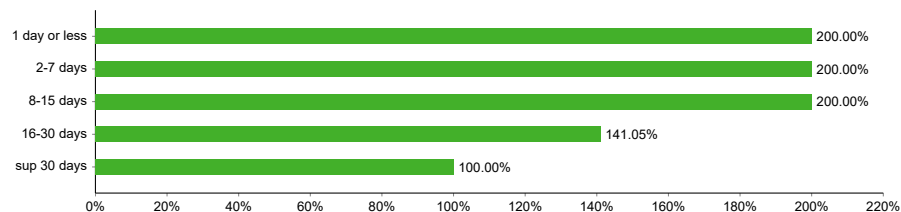


PORTFOLIO LIQUIDITY PROFILE - ASSET SIDE - SLICING

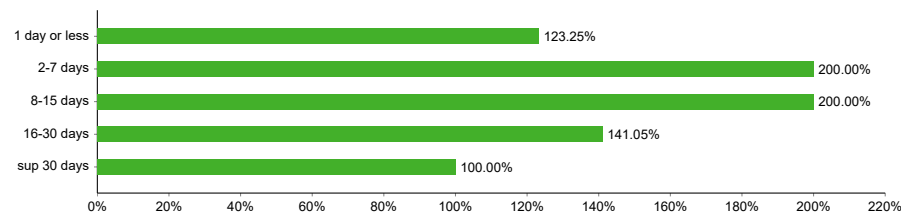
Available Resources (%NAV)	1 day or less	2-7 days	8-15 days	16-30 days	sup 30 days
Portfolio	2.88%	89.58%	7.26%	0.29%	0.00%
Equity	1.93%	65.85%	4.64%	0.00%	0.00%
Corporate Bond	0.76%	16.92%	2.04%	0.19%	0.00%
Government Bond	0.00%	0.00%	0.00%	0.00%	0.00%
Fund	0.00%	0.00%	0.00%	0.00%	0.00%
Cash	0.18%	6.80%	0.52%	0.00%	0.00%
Other	0.00%	0.01%	0.06%	0.09%	0.00%



REDEMPTION COVERAGE RATIO - WATERFALL



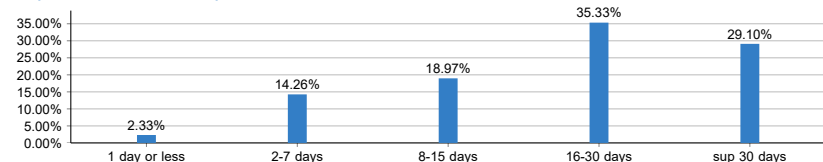
REDEMPTION COVERAGE RATIO - SLICING



*Values are capped to 200% for graphical representation purposes

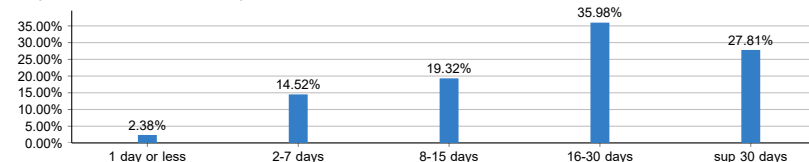
LIABILITY LIQUIDITY PROFILE - NET

Expected Net Redemptions



LIABILITY LIQUIDITY PROFILE - GROSS

Expected Gross Redemptions



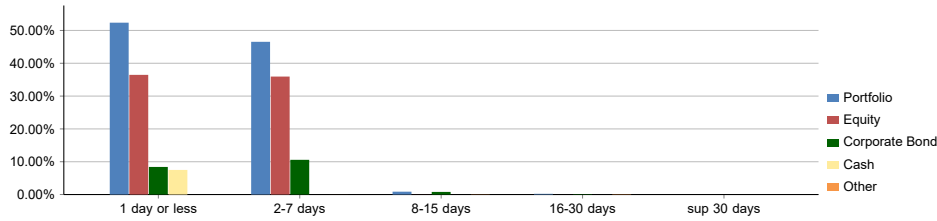
August 2023

Umbrella Cosmos Lux International
Sub-fund CHF Net Asset Value 6,226,018.80
Portfolio date 28/08/2023 Currency CHF

Lehman Crisis Scenario (12th September 2008 - 29th September 2008)

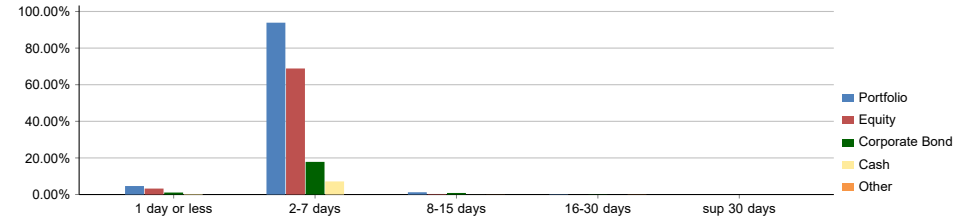
PORTFOLIO LIQUIDITY PROFILE - ASSET SIDE - WATERFALL

Available Resources (%NAV)	1 day or less	2-7 days	8-15 days	16-30 days	sup 30 days
Portfolio	52.37%	46.54%	0.87%	0.22%	0.00%
Equity	36.47%	35.95%	0.02%	0.00%	0.00%
Corporate Bond	8.41%	10.58%	0.80%	0.13%	0.00%
Government Bond	0.00%	0.00%	0.00%	0.00%	0.00%
Fund	0.00%	0.00%	0.00%	0.00%	0.00%
Cash	7.50%	0.00%	0.00%	0.00%	0.00%
Other	0.00%	0.01%	0.06%	0.09%	0.00%

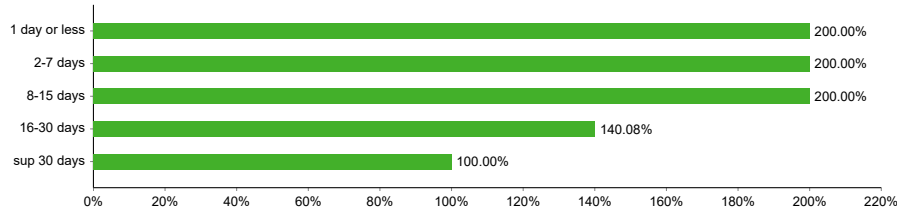


PORTFOLIO LIQUIDITY PROFILE - ASSET SIDE - SLICING

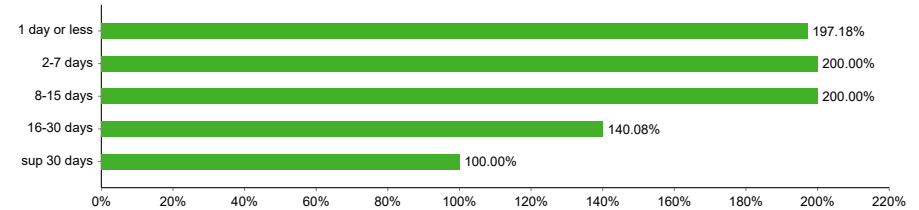
Available Resources (%NAV)	1 day or less	2-7 days	8-15 days	16-30 days	sup 30 days
Portfolio	4.65%	93.88%	1.25%	0.22%	0.00%
Equity	3.26%	68.86%	0.31%	0.00%	0.00%
Corporate Bond	1.09%	17.84%	0.86%	0.13%	0.00%
Government Bond	0.00%	0.00%	0.00%	0.00%	0.00%
Fund	0.00%	0.00%	0.00%	0.00%	0.00%
Cash	0.30%	7.16%	0.03%	0.00%	0.00%
Other	0.00%	0.01%	0.06%	0.09%	0.00%



REDEMPTION COVERAGE RATIO - WATERFALL



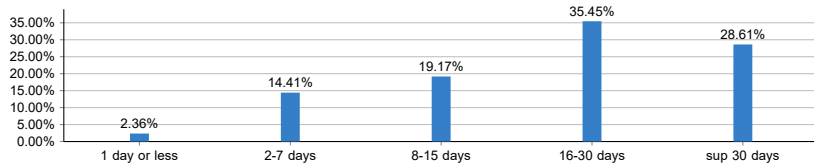
REDEMPTION COVERAGE RATIO - SLICING



*Values are capped to 200% for graphical representation purposes

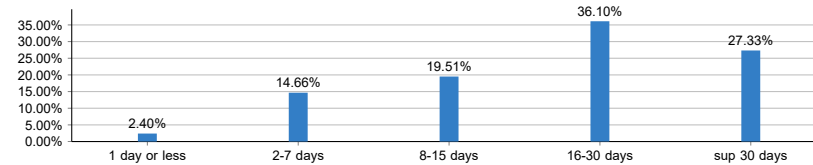
LIABILITY LIQUIDITY PROFILE - NET

Expected Net Redemptions



LIABILITY LIQUIDITY PROFILE - GROSS

Expected Gross Redemptions



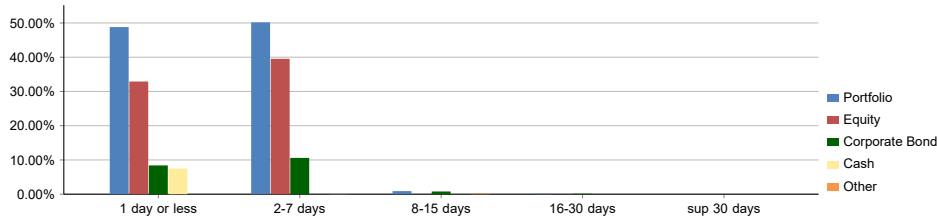
August 2023

Umbrella Cosmos Lux International
Sub-fund CHF Net Asset Value 6,226,018.80
Portfolio date 28/08/2023 Currency CHF

Index Decrease 30% Scenario

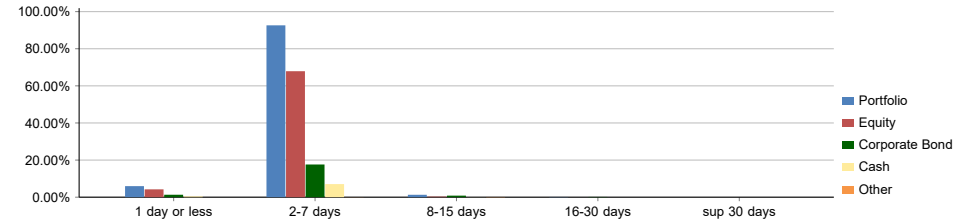
PORTFOLIO LIQUIDITY PROFILE - ASSET SIDE - WATERFALL

Available Resources (%NAV)	1 day or less	2-7 days	8-15 days	16-30 days	sup 30 days
Portfolio	48.79%	50.18%	0.90%	0.13%	0.00%
Equity	32.90%	39.53%	0.00%	0.00%	0.00%
Corporate Bond	8.40%	10.60%	0.79%	0.13%	0.00%
Government Bond	0.00%	0.00%	0.00%	0.00%	0.00%
Fund	0.00%	0.00%	0.00%	0.00%	0.00%
Cash	7.50%	0.00%	0.00%	0.00%	0.00%
Other	0.00%	0.05%	0.12%	0.00%	0.00%

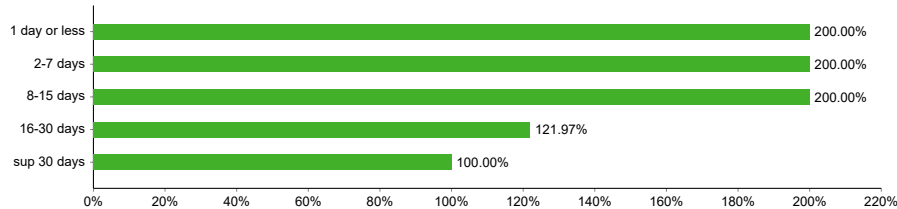


PORTFOLIO LIQUIDITY PROFILE - ASSET SIDE - SLICING

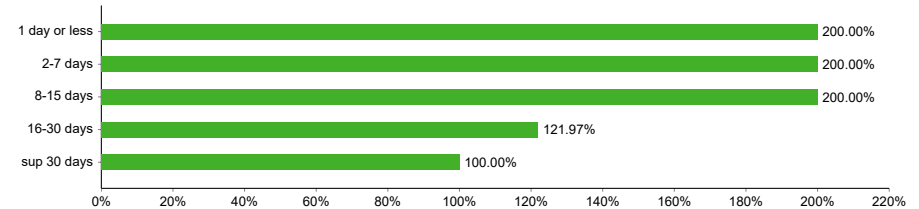
Available Resources (%NAV)	1 day or less	2-7 days	8-15 days	16-30 days	sup 30 days
Portfolio	5.96%	92.61%	1.30%	0.13%	0.00%
Equity	4.23%	67.89%	0.31%	0.00%	0.00%
Corporate Bond	1.32%	17.62%	0.84%	0.13%	0.00%
Government Bond	0.00%	0.00%	0.00%	0.00%	0.00%
Fund	0.00%	0.00%	0.00%	0.00%	0.00%
Cash	0.41%	7.06%	0.03%	0.00%	0.00%
Other	0.00%	0.05%	0.12%	0.00%	0.00%



REDEMPTION COVERAGE RATIO - WATERFALL



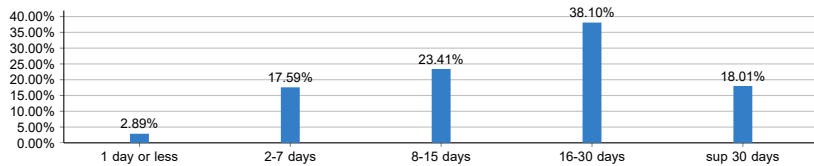
REDEMPTION COVERAGE RATIO - SLICING



*Values are capped to 200% for graphical representation purposes

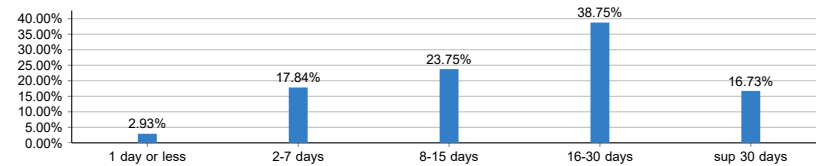
LIABILITY LIQUIDITY PROFILE - NET

Expected Net Redemptions



LIABILITY LIQUIDITY PROFILE - GROSS

Expected Gross Redemptions



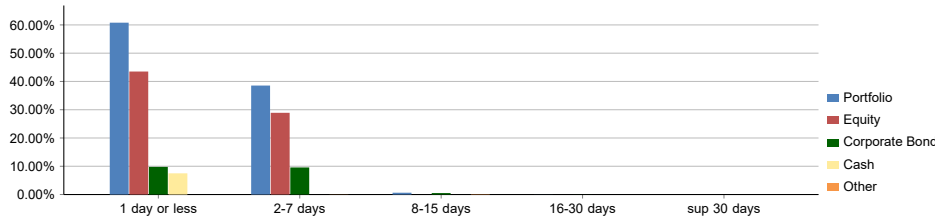
August 2023

Umbrella Cosmos Lux International
Sub-fund CHF Net Asset Value 6,226,018.80
Portfolio date 28/08/2023 Currency CHF

Volatility Increase 100% Scenario

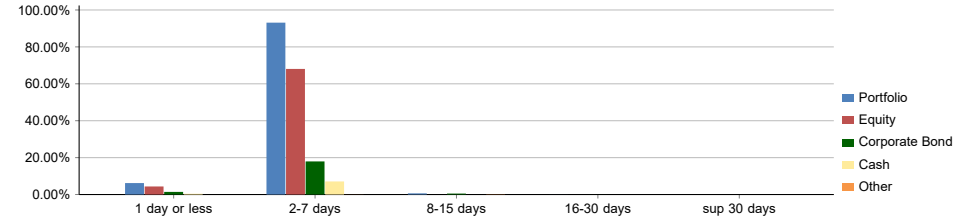
PORTFOLIO LIQUIDITY PROFILE - ASSET SIDE - WATERFALL

Available Resources (%NAV)	1 day or less	2-7 days	8-15 days	16-30 days	sup 30 days
Portfolio	60.79%	38.55%	0.64%	0.02%	0.00%
Equity	43.51%	28.91%	0.00%	0.00%	0.00%
Corporate Bond	9.78%	9.58%	0.52%	0.02%	0.00%
Government Bond	0.00%	0.00%	0.00%	0.00%	0.00%
Fund	0.00%	0.00%	0.00%	0.00%	0.00%
Cash	7.50%	0.00%	0.00%	0.00%	0.00%
Other	0.00%	0.05%	0.12%	0.00%	0.00%

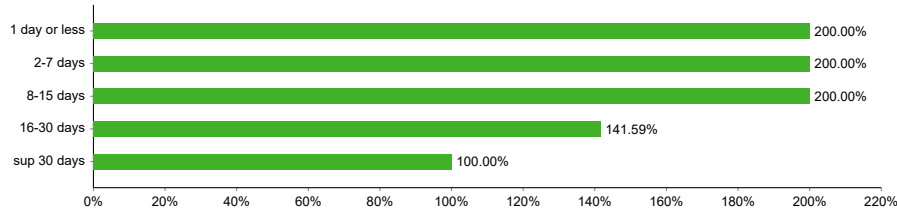


PORTFOLIO LIQUIDITY PROFILE - ASSET SIDE - SLICING

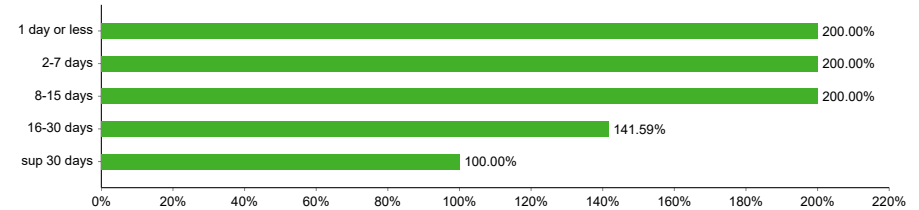
Available Resources (%NAV)	1 day or less	2-7 days	8-15 days	16-30 days	sup 30 days
Portfolio	6.21%	93.13%	0.64%	0.02%	0.00%
Equity	4.37%	68.06%	0.00%	0.00%	0.00%
Corporate Bond	1.43%	17.94%	0.52%	0.02%	0.00%
Government Bond	0.00%	0.00%	0.00%	0.00%	0.00%
Fund	0.00%	0.00%	0.00%	0.00%	0.00%
Cash	0.41%	7.09%	0.00%	0.00%	0.00%
Other	0.00%	0.05%	0.12%	0.00%	0.00%



REDEMPTION COVERAGE RATIO - WATERFALL



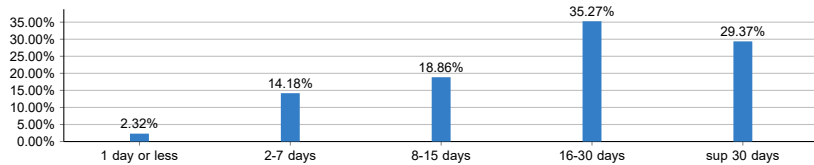
REDEMPTION COVERAGE RATIO - SLICING



*Values are capped to 200% for graphical representation purposes

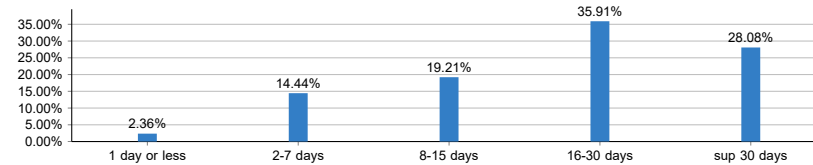
LIABILITY LIQUIDITY PROFILE - NET

Expected Net Redemptions



LIABILITY LIQUIDITY PROFILE - GROSS

Expected Gross Redemptions



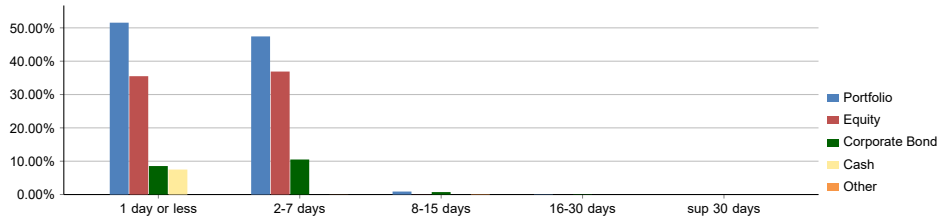
August 2023

Umbrella Cosmos Lux International
Sub-fund CHF Net Asset Value 6,226,018.80
Portfolio date 28/08/2023 Currency CHF

Bid-Ask spread increase 150%

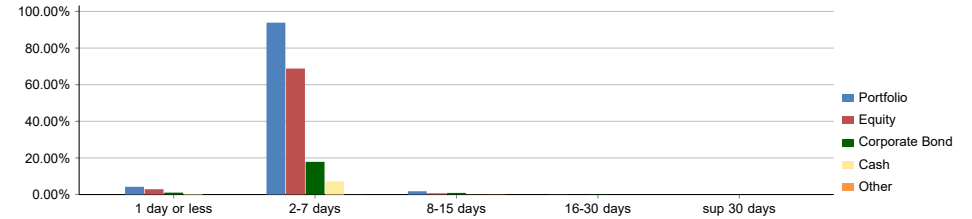
PORTFOLIO LIQUIDITY PROFILE - ASSET SIDE - WATERFALL

Available Resources (%NAV)	1 day or less	2-7 days	8-15 days	16-30 days	sup 30 days
Portfolio	51.55%	47.43%	0.90%	0.11%	0.00%
Equity	35.50%	36.89%	0.04%	0.00%	0.00%
Corporate Bond	8.55%	10.51%	0.74%	0.11%	0.00%
Government Bond	0.00%	0.00%	0.00%	0.00%	0.00%
Fund	0.00%	0.00%	0.00%	0.00%	0.00%
Cash	7.50%	0.00%	0.00%	0.00%	0.00%
Other	0.00%	0.04%	0.13%	0.00%	0.00%

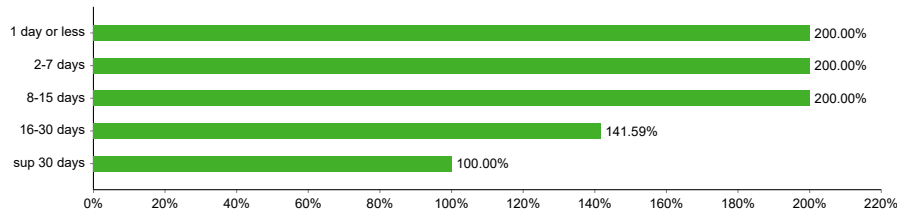


PORTFOLIO LIQUIDITY PROFILE - ASSET SIDE - SLICING

Available Resources (%NAV)	1 day or less	2-7 days	8-15 days	16-30 days	sup 30 days
Portfolio	4.23%	93.87%	1.79%	0.11%	0.00%
Equity	2.91%	68.82%	0.70%	0.00%	0.00%
Corporate Bond	1.05%	17.86%	0.89%	0.11%	0.00%
Government Bond	0.00%	0.00%	0.00%	0.00%	0.00%
Fund	0.00%	0.00%	0.00%	0.00%	0.00%
Cash	0.27%	7.15%	0.08%	0.00%	0.00%
Other	0.00%	0.04%	0.13%	0.00%	0.00%

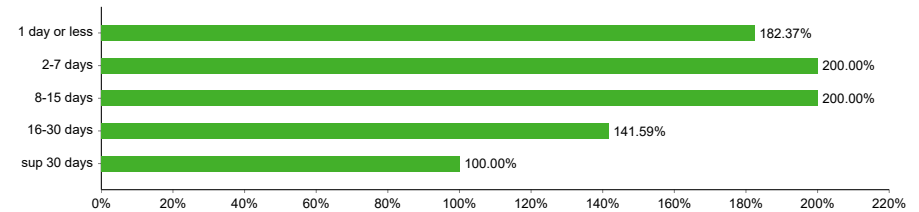


REDEMPTION COVERAGE RATIO - WATERFALL



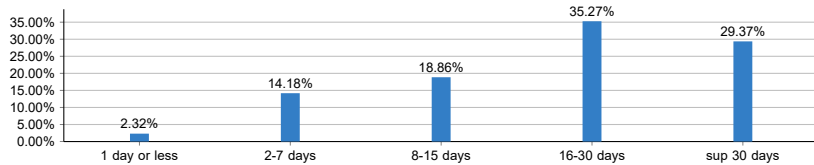
*Values are capped to 200% for graphical representation purposes

REDEMPTION COVERAGE RATIO - SLICING



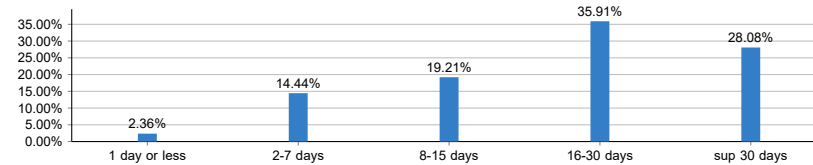
LIABILITY LIQUIDITY PROFILE - NET

Expected Net Redemptions



LIABILITY LIQUIDITY PROFILE - GROSS

Expected Gross Redemptions

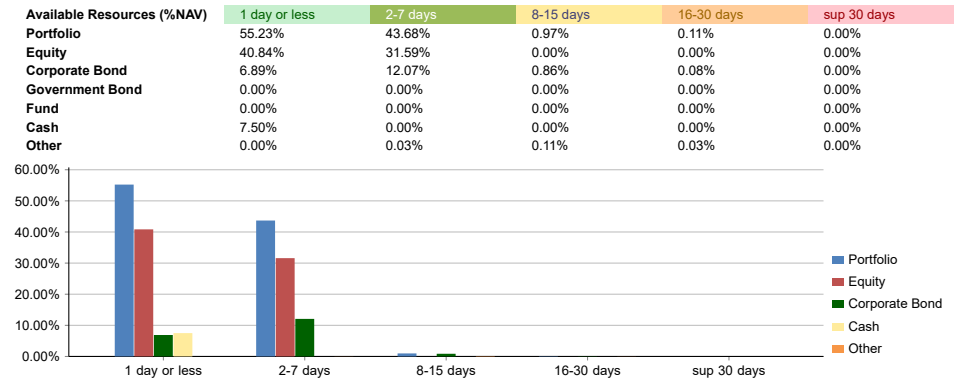


August 2023

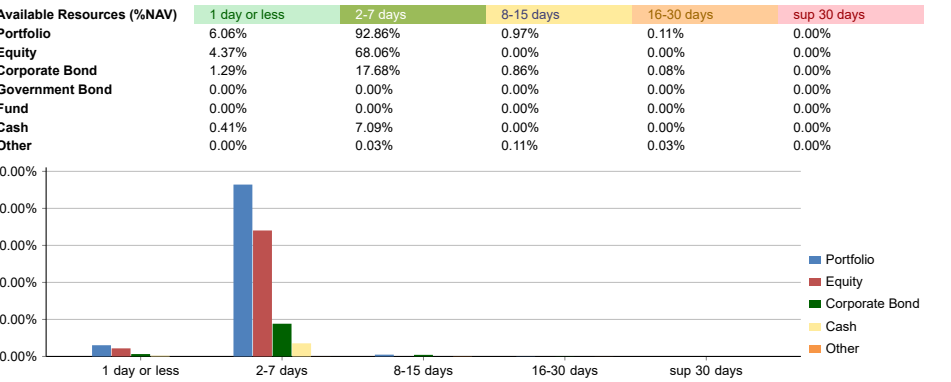
Umbrella Cosmos Lux International
Sub-fund CHF Net Asset Value 6,226,018.80
Portfolio date 28/08/2023 Currency CHF

Volume Decrease 60% Scenario

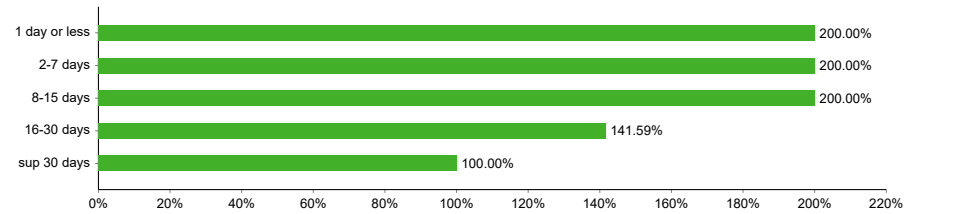
PORTFOLIO LIQUIDITY PROFILE - ASSET SIDE - WATERFALL



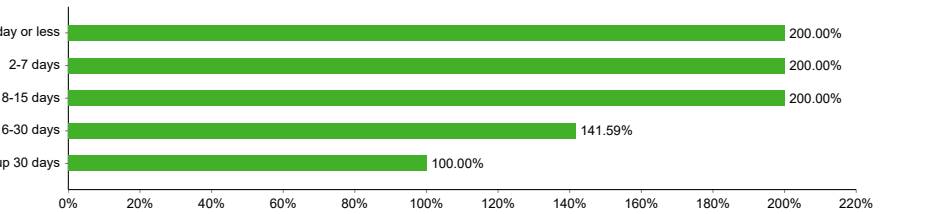
PORTFOLIO LIQUIDITY PROFILE - ASSET SIDE - SLICING



REDEMPTION COVERAGE RATIO - WATERFALL

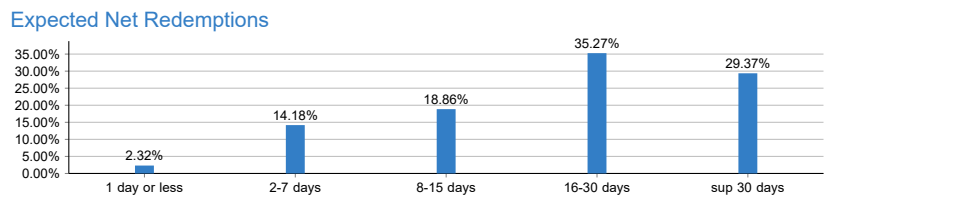


REDEMPTION COVERAGE RATIO - SLICING

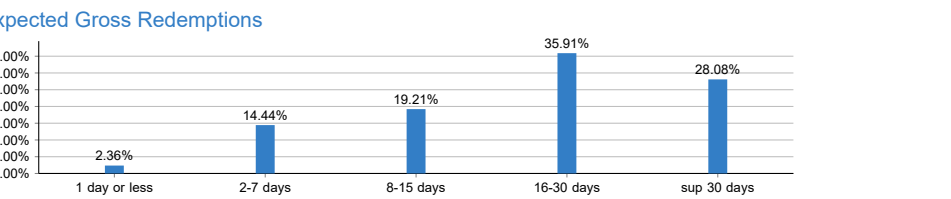


*Values are capped to 200% for graphical representation purposes

LIABILITY LIQUIDITY PROFILE - NET



LIABILITY LIQUIDITY PROFILE - GROSS

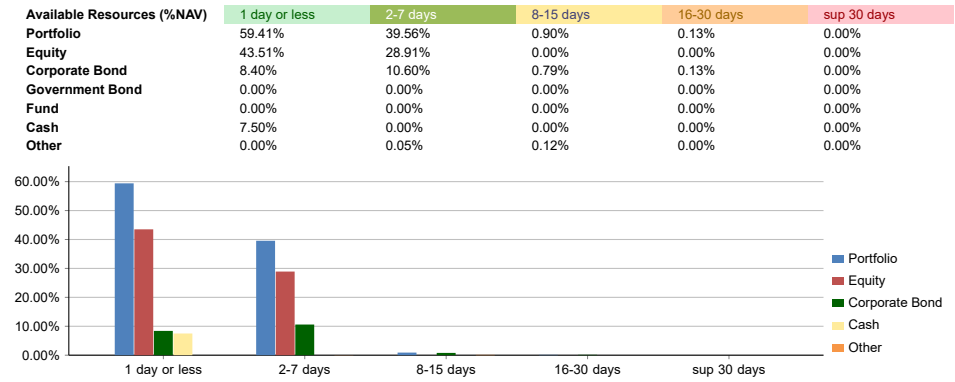


August 2023

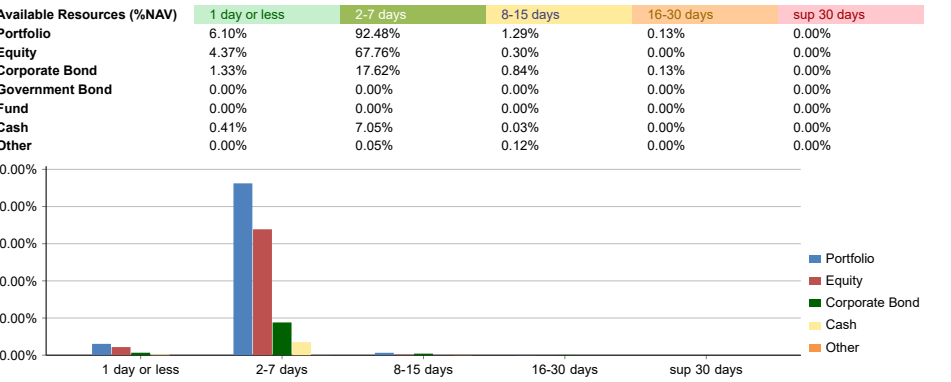
Umbrella Cosmos Lux International
Sub-fund CHF
Portfolio date 28/08/2023
Net Asset Value 6,226,018.80
Currency CHF

Top 3 Investors Redeeming Scenario

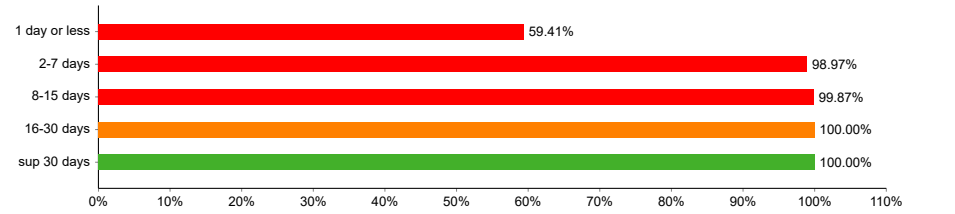
PORTFOLIO LIQUIDITY PROFILE - ASSET SIDE - WATERFALL



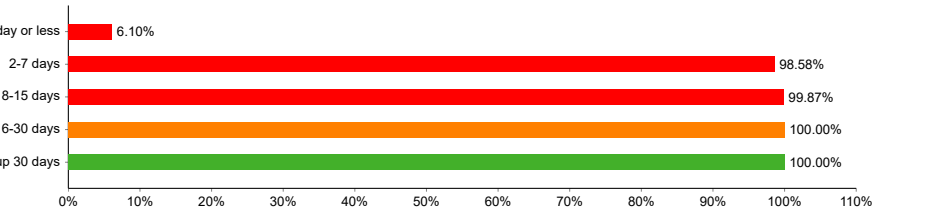
PORTFOLIO LIQUIDITY PROFILE - ASSET SIDE - SLICING



REDEMPTION COVERAGE RATIO - WATERFALL

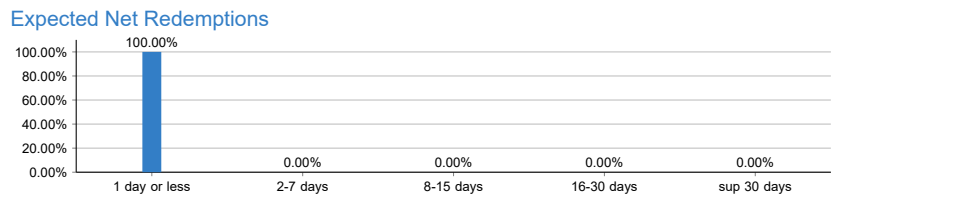


REDEMPTION COVERAGE RATIO - SLICING

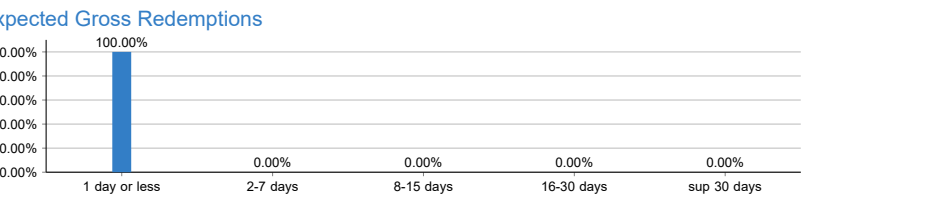


*Values are capped to 200% for graphical representation purposes

LIABILITY LIQUIDITY PROFILE - NET



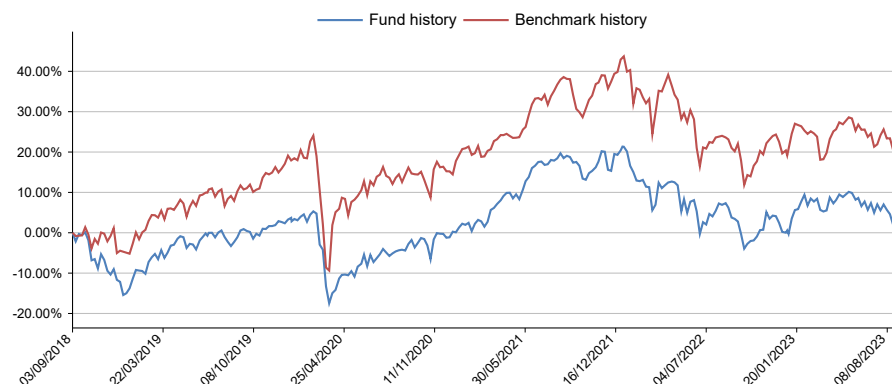
LIABILITY LIQUIDITY PROFILE - GROSS



August 2023

Umbrella Cosmos Lux International
Sub-fund CHF Net Asset Value 6,226,018.80
Portfolio date 28/08/2023 Currency CHF

Performance Fund Vs. Benchmark*



*Performance data is displayed on a rolling 5-year period

Benchmark's top 5 components

SWISS MARKET INDEX	100.00
--------------------	--------

Top 5 holdings

	% NAV
LINDT & SPRUENGLI / REG *OPR	6.53%
FORD MOTOR 4.346% 16-08.12.26	5.54%
NESTLE / ACT NOM	5.29%
GIVAUDAN SA /REG.	5.03%
CLARIANT /NAMEN-AKT.	4.83%
Total	27.22%

Risk Ratios

	Fund	Benchmark
Monthly performance	-4.39	-2.44
3 months performance	-5.44	-2.21
Year to date performance	1.73	2.83
1 year performance	-1.41	1.25
3 years performance (p.a.)	2.22	2.87
5 years performance (p.a.)	0.37	3.93

	Fund	Benchmark
1 year volatility	12.46	11.47
3 years volatility	12.89	12.01
1 Year performance/volatility	-0.11	0.11
3 Years performance/volatility	0.17	0.24

	Fund
1 year tracking error	13.00
3 years tracking error	13.59

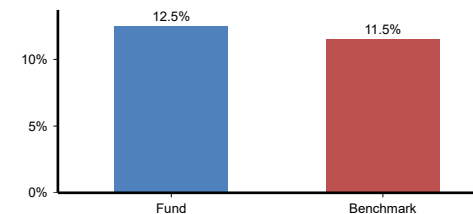
Tracking error is computed based on weekly NAV data points

	Fund
1 year beta	0.45
3 years beta	0.45

Market stress tests as of 26/06/2023

Stressed scenario	% NAV
CreditCrisis 50%	-0.71
IndexDecrease30	-24.78
LehmanCrisis	-29.57
NineEleven	-9.68
VolatilityShock100	0.00
scenarioEquityCrash	-16.52

1 year chart of volatility



Maximum losses over the last 5 years

