

May 2018

Umbrella Cosmos Lux International
Sub-fund CHF
Portfolio date 28/05/2018
Net Asset Value 10,826,157.46
Currency CHF

FUND ID

Fund name Cosmos Lux International
Sub-fund name CHF
ISIN LU0989373237
Currency CHF
Benchmark SWISS MARKET INDEX
FUND RISK PROFILE **Low**

TNA end of period 10,826,157.46
TNA start of period 10,827,060.40
TNA Variation -0.01%
NAV end of period 119.37
NAV start of period 119.38
NAV Variation -0.01%
Subscriptions 0.00
Redemptions 0.00

RISK MANAGEMENT COMMENTS

Stale price overview
No stale price.

Operational risk
No material NAV error occurred during the period.
No massive redemption occurred during the period.

Risk Metrics: Scorecard reporting 4Cs (based on NAV date)



Investment Compliance dashboard
There are no breaches to display.

Investment Compliance specific
NA

Total Expense Ratio - Internal limit 3%
As of 31/03/2018 (Quarterly):
Without transaction fees
B CAP: 2.51%

Portfolio Turnover
As of 31/03/2018 (Quarterly): 22.24%

Please note that PTR displayed is calculated on an annual basis as specified in the CSSF circular 03/122.

VaR - Leverage
NA

Liquidity Risk
No issue to report.

Investment Manager comments

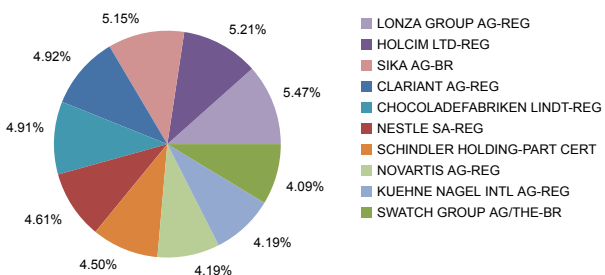
Regulatory main limit checks

Check result	Indicator	Check result	Indicator
Issuer Exposure < 10% NAV	5.47%	Cash Counterparty Exposure < 20% NAV	4.37%
OECD Govt Bond Exposure < 35% NAV	NA	OTC Counterparty Exposure	NA
5/40 Rule	15.83%	Aggregated Group Exposure	5.47%
Borrowing limit < 10% NAV	NA	Cover Rule (liquid assets vs. needs)	0.00%

OTC Counterparty Risk top 5 contributors

Counterparty	Exposure in Fund Currency	% NAV	Regulatory limit	Not applicable
Not applicable				

Concentration risk by corporate issuer - Top 10



Concentration Risk	MCHF	% NAV
LONZA GROUP AG-REG	0.59	5.47%
HOLCIM LTD-REG	0.56	5.21%
SIKA AG-BR	0.56	5.15%
CLARIANT AG-REG	0.53	4.92%
CHOCOLADEFABRIKEN LINDT-REG	0.53	4.91%
NESTLE SA-REG	0.50	4.61%
SCHINDLER HOLDING-PART CERT	0.49	4.50%
NOVARTIS AG-REG	0.45	4.19%
KUEHNE NAGEL INTL AG-REG	0.45	4.19%
SWATCH GROUP AG/THE-BR	0.44	4.09%

Concentration by Group 20% - Top 10

Group Name	Instrument type	Exposure value	% NAV
LONZA GROUP AG-REG	EQUITY	592,020.00	5.47%
HOLCIM LTD-REG	Multiple	563,831.22	5.21%
SIKA AG-BR	EQUITY	557,550.00	5.15%
CLARIANT AG-REG	EQUITY	533,022.00	4.92%
CHOCOLADEFABRIKEN LINDT-REG	EQUITY	531,300.00	4.91%
NESTLE SA-REG	EQUITY	499,110.00	4.61%
SCHINDLER HOLDING-PART CERT	EQUITY	486,680.00	4.50%
Royal Bank of Canada	CASH	473,025.82	4.37%
NOVARTIS AG-REG	EQUITY	453,360.00	4.19%
KUEHNE NAGEL INTL AG-REG	EQUITY	453,150.00	4.19%

Top 5 contributors to Cover Rule

Top 5 contributors to Cover Rule

Instrument code	Instrument Name	Instrument type	Negative exposure	% NAV
Not applicable				



ALERT COLORS: █ No Breach █ Warning > 80 % from regulatory limit █ Breach

May 2018



Umbrella	Cosmos Lux International	Net Asset Value	10,826,157.46
Sub-fund	CHF	Currency	CHF
Portfolio date	28/05/2018		

Commitment Approach

Not applicable

Top 10 commitment contributors

Instrument code	Name	Instrument type	Absolute value	% NAV
Not applicable				

FUND RISK MANAGEMENT
Monthly Report

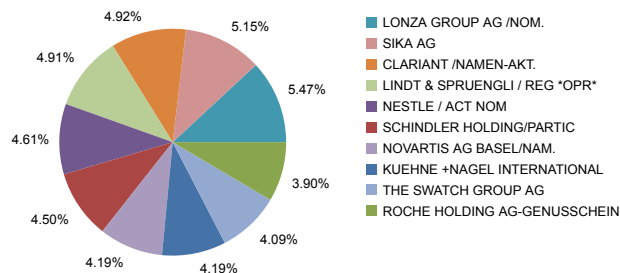
May 2018



Umbrella Cosmos Lux International Net Asset Value 10,826,157.46
Sub-fund CHF Currency CHF
Portfolio date 28/05/2018

Top 10 fund holdings (w/o cash & FDI)

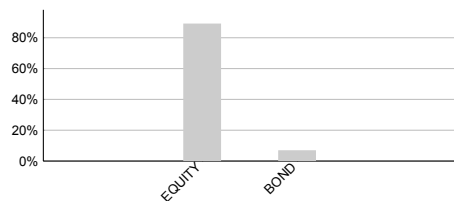
Top 10 holdings	Asset type	ISIN	% NAV
LONZA GROUP AG /NOM.	Common stock	CH0013841017	5.47%
SIKA AG	Common stock	CH0000587979	5.15%
CLARIANT /NAMEN-AKT.	Common stock	CH0012142631	4.92%
LINDT & SPRUENGLI / REG *OPR	Common stock	CH0010570759	4.91%
NESTLE / ACT NOM	Common stock	CH0038863350	4.61%
SCHINDLER HOLDING/PARTIC	Common stock	CH0024638196	4.50%
NOVARTIS AG BASEL/NAM.	Common stock	CH0012005267	4.19%
KUEHNE +NAGEL INTERNATIONAL	Common stock	CH0025238863	4.19%
THE SWATCH GROUP AG	Common stock	CH0012255151	4.09%
ROCHE HOLDING AG-GENUSSCHEIN	Common stock	CH0012032048	3.90%



Asset allocation: Asset Type, Risk Country & Industrial Sector (Bloomberg BiCS)*

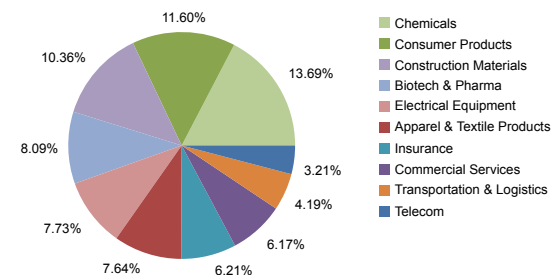
*w/o cash & FDI

Allocation per Asset type	% NAV
EQUITY	89.20%
BOND	7.01%



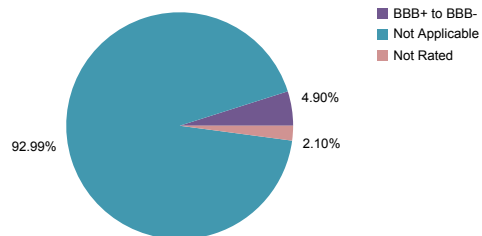
Allocation per Risk Country - Top 10	% NAV
Switzerland	93.81%
Denmark	2.39%

Allocation per Sector - Top 10	% NAV
Chemicals	13.69%
Consumer Products	11.60%
Construction Materials	10.36%
Biotech & Pharma	8.09%
Electrical Equipment	7.73%
Apparel & Textile Products	7.64%
Insurance	6.21%
Commercial Services	6.17%
Transportation & Logistics	4.19%
Telecom	3.21%



Credit risk: Rating & Duration distribution

Ratings Distribution	Total Market Value	% NAV
AAA	0.00	0.00%
AA+ to AA-	0.00	0.00%
A+ to A-	0.00	0.00%
BBB+ to BBB-	530,936.55	4.90%
BB+ and minus	0.00	0.00%
Not Rated	227,517.00	2.10%
Not Applicable	10,067,703.89	92.99%

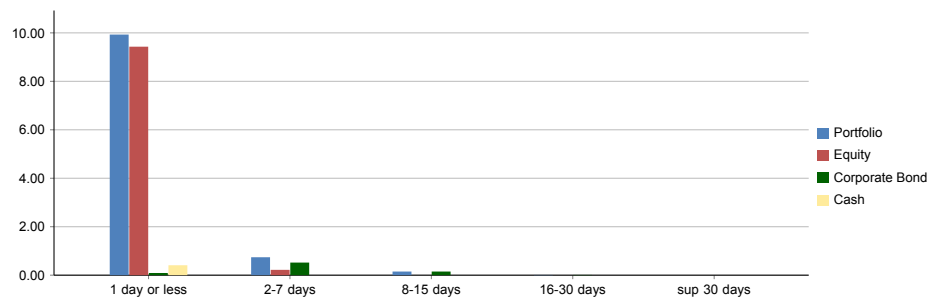


LAM Credit score *	Total Market Value	% NAV
IG1	0.00	0.00%
IG2 to IG4	0.00	0.00%
IG5 to IG7	0.00	0.00%
IG8 to IG10	530,936.55	4.90%
HY1 to HY3	0.00	0.00%
HY4 to HY6	0.00	0.00%
DS1 or minus	227,517.00	2.10%
Not rated	0.00	0.00%
Not Applicable	10,067,703.89	92.99%

Durations distribution	Total Market Value	% NAV
0	0.00	0.00%
0 to 1	0.00	0.00%
1 to 3	486,606.33	4.49%
3 to 5	271,847.22	2.51%
5 to 7	0.00	0.00%
7 to 10	0.00	0.00%
above 10	0.00	0.00%
Not Applicable	10,067,703.89	92.99%

*Independent credit scoring ran by Lemanik Asset Management

Exposure by liquidity score



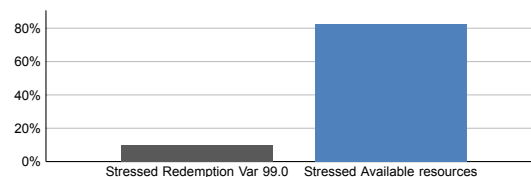
Liquidity score by asset type

Available Resources (%NAV)	1 day or less	2-7 days	8-15 days	16-30 days	sup 30 days
Portfolio	91.73%	6.84%	1.37%	0.07%	0.00%
Equity	87.14%	2.06%	0.00%	0.00%	0.00%
Corporate Bond	0.80%	4.77%	1.37%	0.07%	0.00%
Government Bond	0.00%	0.00%	0.00%	0.00%	0.00%
Fund	0.00%	0.00%	0.00%	0.00%	0.00%
Cash	3.79%	0.00%	0.00%	0.00%	0.00%
Other	0.00%	0.00%	0.00%	0.00%	0.00%

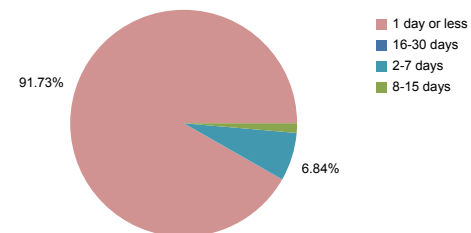
Available Resources MCHF	1 day or less	2-7 days	8-15 days	16-30 days	sup 30 days
Portfolio	9.93	0.74	0.15	0.01	0.00
Equity	9.43	0.22	0.00	0.00	0.00
Corporate Bond	0.09	0.52	0.15	0.01	0.00
Government Bond	0.00	0.00	0.00	0.00	0.00
Fund	0.00	0.00	0.00	0.00	0.00
Cash	0.41	0.00	0.00	0.00	0.00
Other	0.00	0.00	0.00	0.00	0.00

Redemption Vs resources (Stressed conditions)

	MCHF	%NAV
Redemption Var 99.0	0.43	4.00%
Available Resources	9.93	91.73%
Redemption Coverage Ratio	-	4.36%
Stressed Redemption Var 99.0	1.08	10.00%
Stressed Available resources	8.93	82.49%
Stressed Redemption Coverage Ratio	-	12.12%



Liquidity score in MCHF over the Net Assets



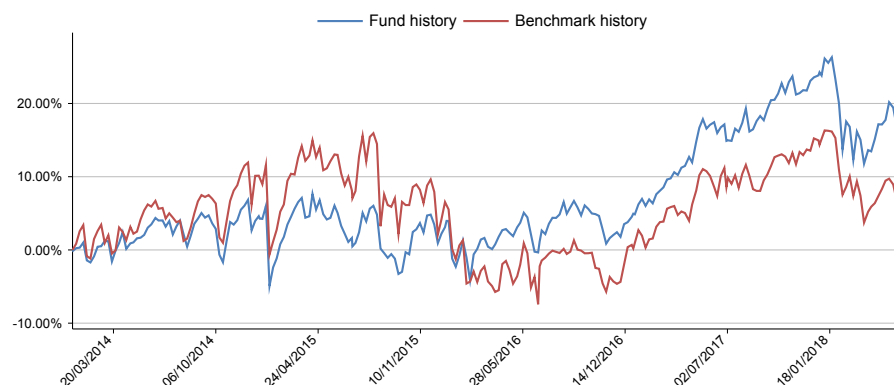
FUND RISK MANAGEMENT
Monthly Report

May 2018



Umbrella Cosmos Lux International Net Asset Value 10,826,157.46
Sub-fund CHF Currency CHF
Portfolio date 28/05/2018

Performance Fund Vs. Benchmark*



*Performance data is displayed on a rolling 5-year period

Benchmark's top 5 components

SWISS MARKET INDEX	100.00
--------------------	--------

Top 5 holdings

	% NAV
LONZA GROUP AG /NOM.	5.47%
SIKA AG	5.15%
CLARIANT /NAMEN-AKT.	4.92%
LINDT & SPRUENGLI / REG *OPR	4.91%
NESTLE / ACT NOM	4.61%
Total	25.06%

Risk Ratios

	Fund	Benchmark
Monthly performance	-0.01	-1.25
3 months performance	0.26	-2.78
Year to date performance	-5.75	-6.46
1 year performance	0.03	-2.84
3 years performance (p.a.)	3.36	-1.82
5 years performance (p.a.)	-	-

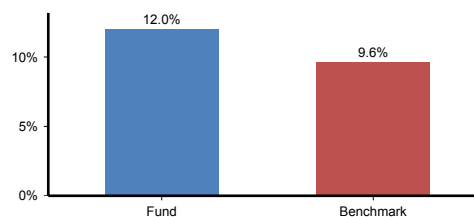
	Fund	Benchmark
1 year volatility	11.98	9.59
3 years volatility	11.00	14.23
1 Year performance/volatility	0.00	-0.30
3 Years performance/volatility	0.31	-0.13

	Fund
1 year tracking error	11.71
3 years tracking error	15.23

Tracking error is computed based on weekly NAV data points

	Fund
1 year beta	0.55
3 years beta	0.23

1 year chart of volatility



Maximum losses over the last 5 years

