

FUND RISK MANAGEMENT
Monthly Report



April 2018

Umbrella Cosmos Lux International
Sub-fund CHF
Portfolio date 30/04/2018
Net Asset Value 10,827,060.40
Currency CHF

FUND ID

Fund name Cosmos Lux International
Sub-fund name CHF
ISIN LU0989373237
Currency CHF
Benchmark SWISS MARKET INDEX
FUND RISK PROFILE **Low**

TNA end of period 10,827,060.40
TNA start of period 10,332,252.30
TNA Variation 4.79%
NAV end of period 119.38
NAV start of period 113.92
NAV Variation 4.79%
Subscriptions 0.00
Redemptions 0.00

RISK MANAGEMENT COMMENTS

Stale price overview
No stale price.

Operational risk
No material NAV error occurred during the period.
No massive redemption occurred during the period.

Risk Metrics: Scorecard reporting 4Cs (based on NAV date)



Investment Compliance dashboard
There are no breaches to display.

Investment Compliance specific
NA

Total Expense Ratio - Internal limit 3%
As of 31/03/2018 (Quarterly):
Without transaction fees
B CAP: 2.51%

Portfolio Turnover
As of 31/03/2018 (Quarterly): 22.24%

Please note that PTR displayed is calculated on an annual basis as specified in the CSSF circular 03/122.

VaR - Leverage
NA

Liquidity Risk
No issue to report.

Investment Manager comments

Regulatory main limit checks

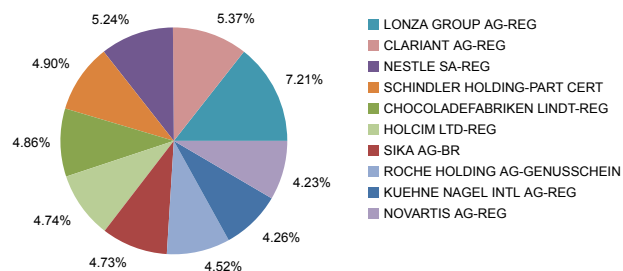
Check result	Indicator
Issuer Exposure < 10% NAV	7.21%
OECD Govt Bond Exposure < 35% NAV	NA
5/40 Rule	17.82%
Borrowing limit < 10% NAV	NA

Check result	Indicator
Cash Counterparty Exposure < 20% NAV	2.02%
OTC Counterparty Exposure	NA
Aggregated Group Exposure	7.21%
Cover Rule (liquid assets vs. needs)	0.00%

OTC Counterparty Risk top 5 contributors

Counterparty	Exposure in Fund Currency	% NAV	Regulatory limit
Not applicable			

Concentration risk by corporate issuer - Top 10



Concentration Risk	MCHF	% NAV
LONZA GROUP AG-REG	0.78	7.21%
CLARIANT AG-REG	0.58	5.37%
NESTLE SA-REG	0.57	5.24%
SCHINDLER HOLDING-PART CERT	0.53	4.90%
CHOCOLADEFABRIKEN LINDT-REG	0.53	4.86%
HOLCIM LTD-REG	0.51	4.74%
SIKA AG-BR	0.51	4.73%
ROCHE HOLDING AG-GENUSSCHEIN	0.49	4.52%
KUEHNE NAGEL INTL AG-REG	0.46	4.26%
NOVARTIS AG-REG	0.46	4.23%

Concentration by Group 20% - Top 10

Group Name	Instrument type	Exposure value	% NAV
LONZA GROUP AG-REG	EQUITY	780,800.00	7.21%
CLARIANT AG-REG	EQUITY	581,560.00	5.37%
NESTLE SA-REG	EQUITY	567,432.00	5.24%
SCHINDLER HOLDING-PART CERT	EQUITY	530,400.00	4.90%
CHOCOLADEFABRIKEN LINDT-REG	EQUITY	526,400.00	4.86%
HOLCIM LTD-REG	Multiple	512,848.33	4.74%
SIKA AG-BR	EQUITY	512,050.00	4.73%
ROCHE HOLDING AG-GENUSSCHEIN	EQUITY	489,552.00	4.52%
KUEHNE NAGEL INTL AG-REG	EQUITY	460,950.00	4.26%
NOVARTIS AG-REG	EQUITY	458,520.00	4.23%

Top 5 contributors to Cover Rule

Top 5 contributors to Cover Rule

Instrument code	Instrument Name	Instrument type	Negative exposure	% NAV
Not applicable				



ALERT COLORS: █ No Breach █ Warning > 80 % from regulatory limit █ Breach

FUND RISK MANAGEMENT
Monthly Report

April 2018



Umbrella Cosmos Lux International
Sub-fund CHF
Portfolio date 30/04/2018
Net Asset Value 10,827,060.40
Currency CHF

Commitment Approach

Not applicable

Top 10 commitment contributors

Instrument code	Name	Instrument type	Absolute value	% NAV
Not applicable				

FUND RISK MANAGEMENT
Monthly Report

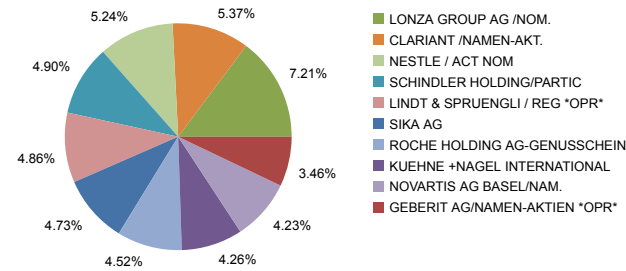
April 2018



Umbrella Cosmos Lux International Net Asset Value 10,827,060.40
Sub-fund CHF Currency CHF
Portfolio date 30/04/2018

Top 10 fund holdings (w/o cash & FDI)

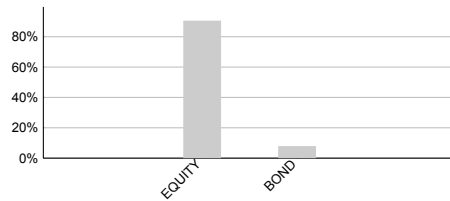
Top 10 holdings	Asset type	ISIN	% NAV
LONZA GROUP AG /NOM.	Common stock	CH0013841017	7.21%
CLARIANT /NAMEN-AKT.	Common stock	CH0012142631	5.37%
NESTLE / ACT NOM	Common stock	CH0038863350	5.24%
SCHINDLER HOLDING/PARTIC	Common stock	CH0024638196	4.90%
LINDT & SPRUENGLI / REG *OPR	Common stock	CH0010570759	4.86%
SIKA AG	Common stock	CH0000587979	4.73%
ROCHE HOLDING AG-GENUSSSCHEIN	Common stock	CH0012032048	4.52%
KUEHNE +NAGEL INTERNATIONAL	Common stock	CH0025238863	4.26%
NOVARTIS AG BASEL/NAM.	Common stock	CH0012005267	4.23%
GEBERIT AG/NAMEN-AKTIE *OPR*	Common stock	CH0030170408	3.46%



Asset allocation: Asset Type, Risk Country & Industrial Sector (Bloomberg BICS)*

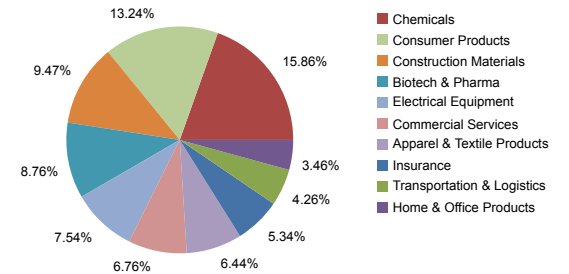
*w/o cash & FDI

Allocation per Asset type	% NAV
EQUITY	90.58%
BOND	7.94%



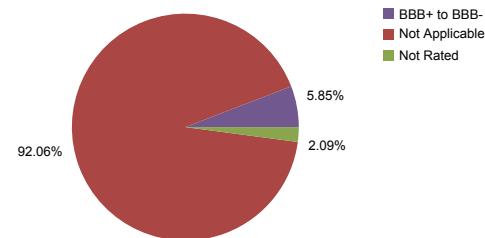
Allocation per Risk Country - Top 10	% NAV
Switzerland	95.17%
Denmark	2.39%
Austria	0.96%

Allocation per Sector - Top 10	% NAV
Chemicals	15.86%
Consumer Products	13.24%
Construction Materials	9.47%
Biotech & Pharma	8.76%
Electrical Equipment	7.54%
Commercial Services	6.76%
Apparel & Textile Products	6.44%
Insurance	5.34%
Transportation & Logistics	4.26%
Home & Office Products	3.46%



Credit risk: Rating & Duration distribution

Ratings Distribution	Total Market Value	% NAV
AAA	0.00	0.00%
AA+ to AA-	0.00	0.00%
A+ to A-	0.00	0.00%
BBB+ to BBB-	633,390.46	5.85%
BB+ and minus	0.00	0.00%
Not Rated	226,358.33	2.09%
Not Applicable	9,967,311.58	92.06%



LAM Credit score *	Total Market Value	% NAV
IG1	0.00	0.00%
IG2 to IG4	0.00	0.00%
IG5 to IG7	0.00	0.00%
IG8 to IG10	633,390.46	5.85%
HY1 to HY3	0.00	0.00%
HY4 to HY6	0.00	0.00%
DS1 or minus	226,358.33	2.09%
Not rated	0.00	0.00%
Not Applicable	9,967,311.58	92.06%

Durations distribution	Total Market Value	% NAV
0	0.00	0.00%
0 to 1	103,983.33	0.96%
1 to 3	484,917.13	4.48%
3 to 5	270,848.33	2.50%
5 to 7	0.00	0.00%
7 to 10	0.00	0.00%
above 10	0.00	0.00%
Not Applicable	9,967,311.58	92.06%

*Independant credit scoring ran by Lemanik Asset Management

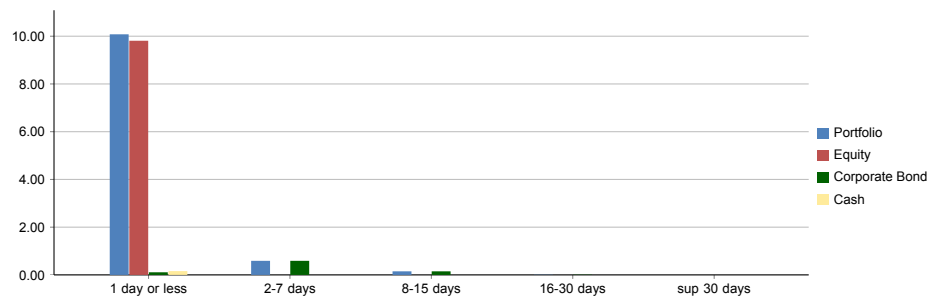
FUND RISK MANAGEMENT
Monthly Report

April 2018



Umbrella Cosmos Lux International Net Asset Value 10,827,060.40
Sub-fund CHF Currency CHF
Portfolio date 30/04/2018

Exposure by liquidity score



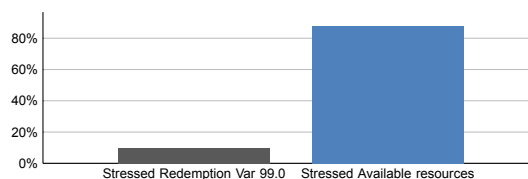
Liquidity score by asset type

Available Resources (%NAV)	1 day or less	2-7 days	8-15 days	16-30 days	sup 30 days
Portfolio	93.08%	5.49%	1.37%	0.05%	0.00%
Equity	90.58%	0.00%	0.00%	0.00%	0.00%
Corporate Bond	1.02%	5.49%	1.37%	0.05%	0.00%
Government Bond	0.00%	0.00%	0.00%	0.00%	0.00%
Fund	0.00%	0.00%	0.00%	0.00%	0.00%
Cash	1.48%	0.00%	0.00%	0.00%	0.00%
Other	0.00%	0.00%	0.00%	0.00%	0.00%

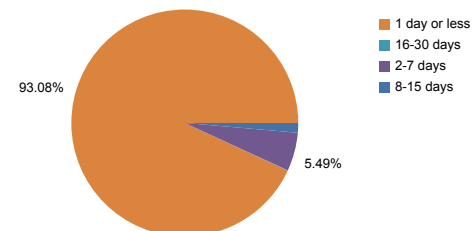
Available Resources MCHF	1 day or less	2-7 days	8-15 days	16-30 days	sup 30 days
Portfolio	10.08	0.59	0.15	0.01	0.00
Equity	9.81	0.00	0.00	0.00	0.00
Corporate Bond	0.11	0.59	0.15	0.01	0.00
Government Bond	0.00	0.00	0.00	0.00	0.00
Fund	0.00	0.00	0.00	0.00	0.00
Cash	0.16	0.00	0.00	0.00	0.00
Other	0.00	0.00	0.00	0.00	0.00

Redemption Vs resources (Stressed conditions)

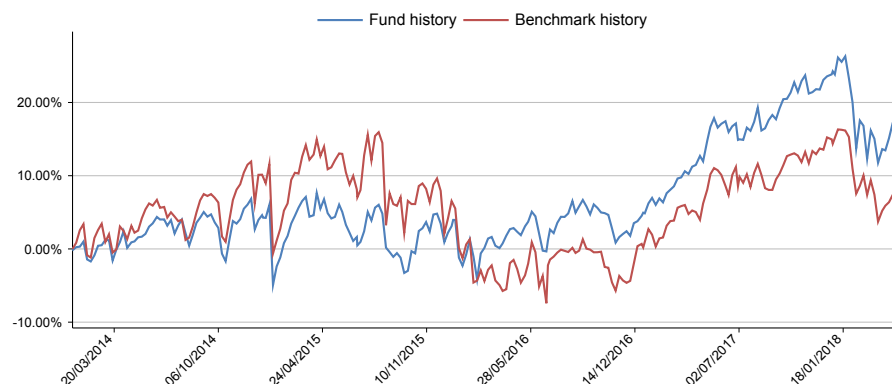
	MCHF	%NAV
Redemption Var 99.0	0.43	4.00%
Available Resources	10.08	93.08%
Redemption Coverage Ratio	-	4.30%
Stressed Redemption Var 99.0	1.08	10.00%
Stressed Available resources	9.52	87.93%
Stressed Redemption Coverage Ratio	-	11.37%



Liquidity score in MCHF over the Net Assets



Performance Fund Vs. Benchmark*



*Performance data is displayed on a rolling 5-year period

Benchmark's top 5 components

SWISS MARKET INDEX	100.00
--------------------	--------

Top 5 holdings

	% NAV
LONZA GROUP AG /NOM.	7.21%
CLARIANT /NAMEN-AKT.	5.37%
NESTLE / ACT NOM	5.24%
SCHINDLER HOLDING/PARTIC	4.90%
LINDT & SPRUENGLI / REG *OPR	4.86%
Total	27.58%

Risk Ratios

	Fund	Benchmark
Monthly performance	4.79	4.43
3 months performance	-5.01	-6.04
Year to date performance	-5.74	-5.28
1 year performance	4.62	2.01
3 years performance (p.a.)	3.13	-1.68
5 years performance (p.a.)	-	-

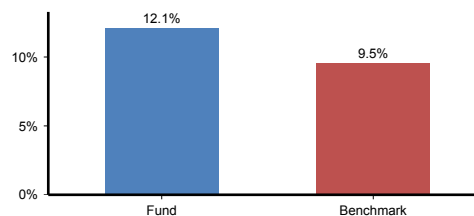
	Fund	Benchmark
1 year volatility	12.07	9.51
3 years volatility	10.96	14.34
1 Year performance/volatility	0.38	0.21
3 Years performance/volatility	0.29	-0.12

	Fund
1 year tracking error	11.79
3 years tracking error	15.33

Tracking error is computed based on weekly NAV data points

	Fund
1 year beta	0.57
3 years beta	0.22

1 year chart of volatility



Maximum losses over the last 5 years

