

FUND RISK MANAGEMENT
Monthly Report

November 2022



Umbrella Cosmos Lux International Net Asset Value 37,923,557.91
Sub-fund DIVERSIFIE Currency EUR
Portfolio date 28/11/2022

FUND ID

Fund name Cosmos Lux International
Sub-fund name DIVERSIFIE
ISIN LU0090272112
Currency EUR
Benchmark CAC 40
FUND RISK PROFILE Low

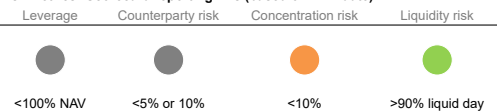
TNA end of period 37,923,557.91 NAV end of period 3,761.59
TNA start of period 35,903,416.82 NAV start of period 3,597.13
TNA Variation 5.63% NAV Variation 4.57%
Subscriptions 396,908.28
Redemptions 26,098.20

RISK MANAGEMENT COMMENTS

Stale price overview
• AIR BERLIN 6.75%14-09.05.19/FLAT -(XS1051719786) - Number of stale days: 252 (0,003% of the NAV) at a price of 0.50 EUR.

Operational risk
No material NAV error occurred during the period.
No massive redemption occurred during the period.

Risk Metrics: Scorecard reporting 4Cs (based on NAV date)



Investment Compliance dashboard
There are no breaches to display.

Investment Compliance specific
Please be advised that the issuer exposure to LVMH MOET VUITTON is close to the limit of 10% and represents 8,31% of the NAV.

Total Expense Ratio - Internal limit 3%
As of 30/09/2022 (quarterly):
Without transaction and performance fees
Class CAP: 2,25%

Portfolio Turnover
As of 30/09/2022 (quarterly): 0,04%

Please note that PTR displayed is calculated on an annual basis as specified in the CSSF circular 03/122.

Market risk (Var/commitment)
Please be informed that the market stress-tests results for Lehman Crisis scenario show that the fund could loose more than 30% in stressed conditions.

Liquidity Risk
No issue to report.

Investment Manager comments

November 2022

Umbrella Cosmos Lux International
Sub-fund DIVERSIFIE
Portfolio date 28/11/2022
Net Asset Value 37,923,557.91
Currency EUR

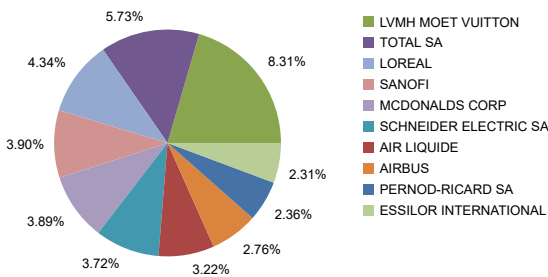
Regulatory main limit checks

Issuer Exposure < 10% NAV	Check result	Indicator	Cash Counterparty Exposure < 20% NAV	Check result	Indicator
	8.31%			3.10%	
OECD Govt Bond Exposure < 35% NAV	NA		OTC Counterparty Exposure	NA	
5/40 Rule	14.04%		Aggregated Group Exposure	8.31%	
Borrowing limit < 10% NAV	NA		Cover Rule (liquid assets vs. needs)	0.00%	

OTC Counterparty Risk top 5 contributors

Counterparty	Exposure in Fund Currency	% NAV	Regulatory limit	Not applicable
Not applicable				

Concentration risk by corporate issuer - Top 10



Concentration Risk	MEUR	% NAV
LVMH MOET VUITTON	3.15	8.31%
TOTAL SA	2.17	5.73%
LOREAL	1.65	4.34%
SANOFI	1.48	3.90%
MCDONALDS CORP	1.48	3.89%
SCHNEIDER ELECTRIC SA	1.41	3.72%
AIR LIQUIDE	1.22	3.22%
AIRBUS	1.05	2.76%
PERNOD-RICARD SA	0.89	2.36%
ESSILOR INTERNATIONAL	0.88	2.31%

Concentration by Group 20% - Top 10

Group Name	Instrument type	Exposure value	% NAV
LVMH MOET VUITTON	EQUITY	3,150,900.00	8.31%
TOTAL SA	EQUITY	2,173,968.00	5.73%
LOREAL	EQUITY	1,646,175.00	4.34%
SANOFI	EQUITY	1,479,426.00	3.90%
MCDONALDS CORP	Multiple	1,476,114.27	3.88%
SCHNEIDER ELECTRIC SA	EQUITY	1,408,968.00	3.72%
AIR LIQUIDE	EQUITY	1,221,852.50	3.22%
RBC Investor Services Bank SA	CASH	1,174,355.54	3.10%
AIRBUS	EQUITY	1,047,144.00	2.76%
PERNOD-RICARD SA	Multiple	894,579.04	2.36%

Top 5 contributors to Cover Rule

Top 5 contributors to Cover Rule

Instrument code	Instrument Name	Instrument type	Negative exposure	% NAV
Not applicable				



ALERT COLORS: No Breach Warning > 80 % from regulatory limit Breach

FUND RISK MANAGEMENT
 Monthly Report



November 2022

Umbrella Cosmos Lux International Net Asset Value 37,923,557.91
 Sub-fund DIVERSIFIE Currency EUR
 Portfolio date 28/11/2022

Commitment Approach

	MEUR	% NAV
Global Risk Exposure	0.00	0.00%
Netting / Hedging	0.00	0.00%
Net Commitment	0.00	0.00%



Top 10 commitment contributors

Instrument code	Name	Instrument type	Absolute value	% NAV
Not applicable				

FUND RISK MANAGEMENT
Monthly Report

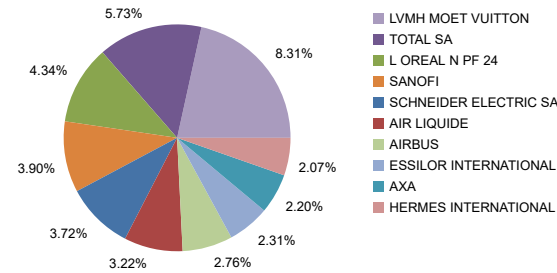


November 2022

Umbrella Cosmos Lux International
Sub-fund DIVERSIFIE
Portfolio date 28/11/2022
Net Asset Value 37,923,557.91
Currency EUR

Top 10 fund holdings (w/o cash & FDI)

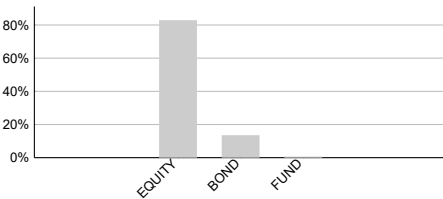
Top 10 holdings	Asset type	ISIN	% NAV
LVMH MOET VUITTON	Common stock	FR0000121014	8.31%
TOTAL SA	Common stock	FR0000120271	5.73%
L OREAL N PF 24	Common stock	FR0014007103	4.34%
SANOFI	Common stock	FR0000120578	3.90%
SCHNEIDER ELECTRIC SA	Common stock	FR0000121972	3.72%
AIR LIQUIDE	Common stock	FR0000120073	3.22%
AIRBUS	Common stock	NL0000235190	2.76%
ESSILOR INTERNATIONAL	Common stock	FR0000121667	2.31%
AXA	Common stock	FR0000120628	2.20%
HERMES INTERNATIONAL	Common stock	FR0000052292	2.07%



Asset allocation: Asset Type, Risk Country & Industrial Sector (Bloomberg BICS)*

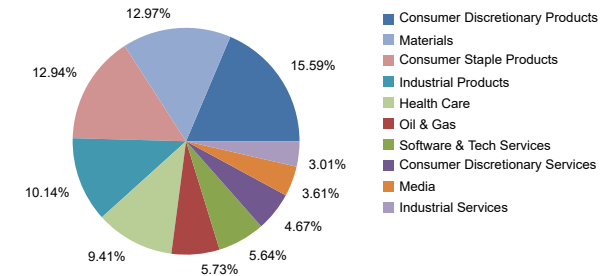
*w/o cash & FDI

Allocation per Asset type	% NAV
EQUITY	82.90%
BOND	13.56%
FUND	0.64%



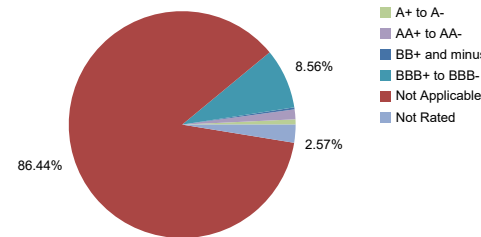
Allocation per Risk Country - Top 10	% NAV
France	66.25%
United States	15.51%
Switzerland	4.61%
Canada	2.53%
Luxembourg	2.10%
United Kingdom	2.01%
Germany	1.32%
Netherlands	1.13%
Japan	0.75%
Denmark	0.29%

Allocation per Sector - Top 10	% NAV
Consumer Discretionary Product	15.59%
Materials	12.97%
Consumer Staple Products	12.94%
Industrial Products	10.14%
Health Care	9.41%
Oil & Gas	5.73%
Software & Tech Services	5.64%
Consumer Discretionary Service	4.67%
Media	3.61%
Industrial Services	3.01%



Credit risk: Rating & Duration distribution

Ratings Distribution	Total Market Value	% NAV
AAA	0.00	0.00%
AA+ to AA-	531,557.84	1.40%
A+ to A-	283,507.10	0.75%
BBB+ to BBB-	3,245,428.15	8.56%
BB+ and minus	109,049.86	0.29%
Not Rated	973,024.12	2.57%
Not Applicable	32,780,991.03	86.44%



LAM Credit score *	Total Market Value	% NAV
IG1	0.00	0.00%
IG2 to IG4	276,306.15	0.73%
IG5 to IG7	1,125,516.22	2.97%
IG8 to IG10	2,739,536.82	7.22%
HY1 to HY3	162,732.98	0.43%
HY4 to HY6	246,310.24	0.65%
DS1 or minus	592,164.66	1.56%
Not rated	0.00	0.00%
Not Applicable	32,780,991.03	86.44%

Durations distribution	Total Market Value	% NAV
0	0.00	0.00%
0 to 1	595,785.26	1.57%
1 to 3	1,884,592.78	4.97%
3 to 5	1,127,145.56	2.97%
5 to 7	1,067,571.10	2.82%
7 to 10	305,315.99	0.81%
above 10	147,426.17	0.39%
Not Applicable	32,795,721.24	86.48%

*Independent credit scoring ran by Lemanik Asset Management

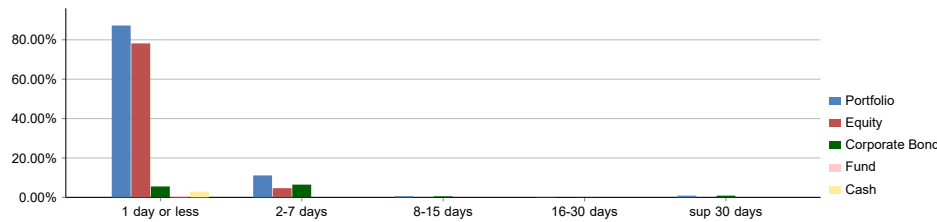
November 2022

Umbrella Cosmos Lux International
Sub-fund DIVERSIFIE
Portfolio date 28/11/2022
Net Asset Value 37,923,557.91
Currency EUR

Baseline Scenario

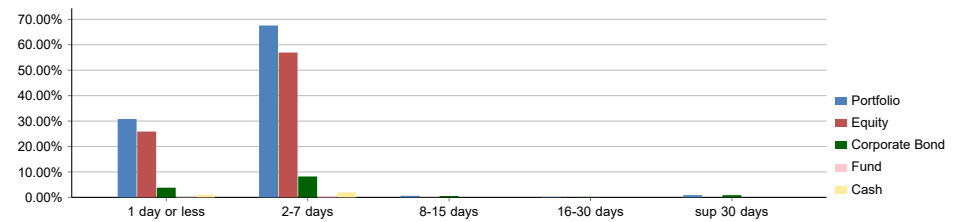
PORTFOLIO LIQUIDITY PROFILE - ASSET SIDE - WATERFALL

Available Resources (%NAV)	1 day or less	2-7 days	8-15 days	16-30 days	sup 30 days
Portfolio	87.27%	11.14%	0.57%	0.15%	0.87%
Equity	78.19%	4.67%	0.04%	0.00%	0.00%
Corporate Bond	5.54%	6.47%	0.53%	0.15%	0.87%
Government Bond	0.00%	0.00%	0.00%	0.00%	0.00%
Fund	0.64%	0.00%	0.00%	0.00%	0.00%
Cash	2.90%	0.00%	0.00%	0.00%	0.00%
Other	0.00%	0.00%	0.00%	0.00%	0.00%

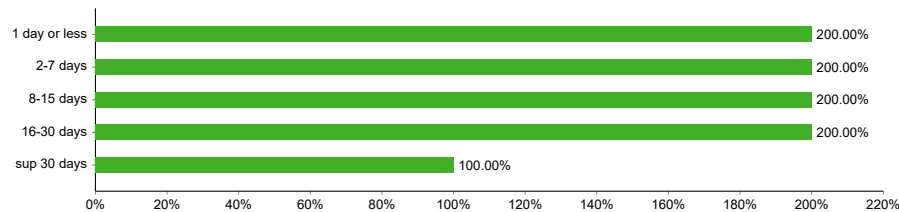


PORTFOLIO LIQUIDITY PROFILE - ASSET SIDE - SLICING

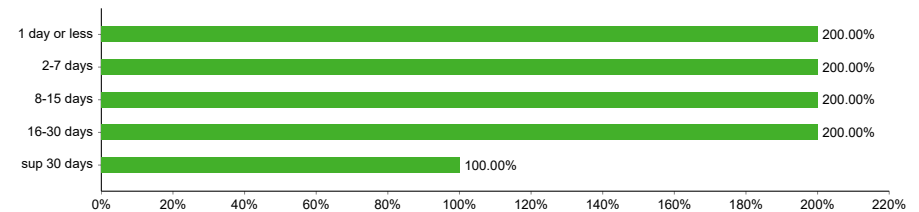
Available Resources (%NAV)	1 day or less	2-7 days	8-15 days	16-30 days	sup 30 days
Portfolio	30.80%	67.57%	0.61%	0.15%	0.87%
Equity	25.88%	56.94%	0.08%	0.00%	0.00%
Corporate Bond	3.80%	8.21%	0.53%	0.15%	0.87%
Government Bond	0.00%	0.00%	0.00%	0.00%	0.00%
Fund	0.20%	0.44%	0.00%	0.00%	0.00%
Cash	0.91%	1.98%	0.00%	0.00%	0.00%
Other	0.00%	0.00%	0.00%	0.00%	0.00%



REDEMPTION COVERAGE RATIO - WATERFALL



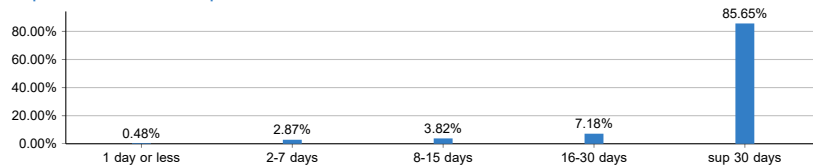
REDEMPTION COVERAGE RATIO - SLICING



*Values are capped to 200% for graphical representation purposes

LIABILITY LIQUIDITY PROFILE - NET

Expected Net Redemptions

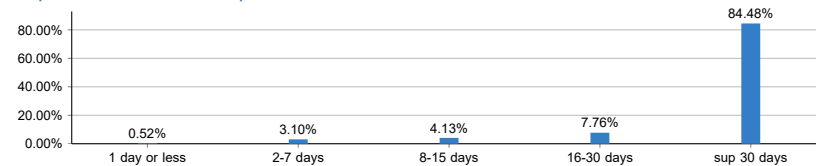


Net Redemptions

Liquidity Metrics	Aggregate	Mixed
Max 1 days over 5 year(s)	28.99%	0.00%
Max 7 days over 5 year(s)	30.35%	0.00%
Max 30 days over 5 year(s)	30.36%	0.00%
Prob of exceeding 5 percent	0.11%	0.00%
Prob of exceeding 10 percent	0.08%	0.00%
Prob of exceeding 20 percent	0.04%	0.00%
Prob of exceeding 50 percent	0.00%	0.00%

LIABILITY LIQUIDITY PROFILE - GROSS

Expected Gross Redemptions



Gross Redemptions

Liquidity Metrics	Aggregate	Mixed
Max 1 days over 5 year(s)	29.05%	0.00%
Max 7 days over 5 year(s)	30.43%	0.00%
Max 30 days over 5 year(s)	30.44%	0.00%
Prob of exceeding 5 percent	0.11%	0.00%
Prob of exceeding 10 percent	0.08%	0.00%
Prob of exceeding 20 percent	0.04%	0.00%
Prob of exceeding 50 percent	0.00%	0.00%

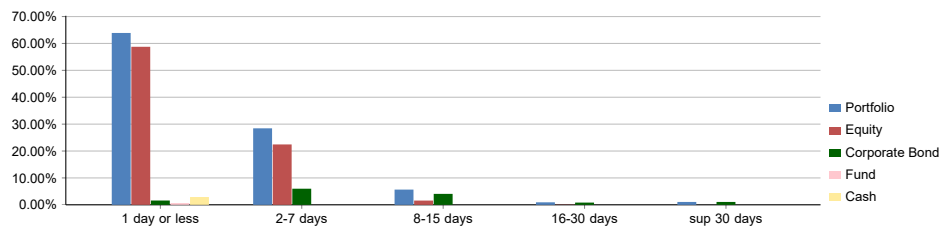
November 2022

Umbrella Cosmos Lux International Net Asset Value 37,923,557.91
Sub-fund DIVERSIFIE Currency EUR
Portfolio date 28/11/2022

COVID 19 Scenario (28th of February 2020 - 25th March 2020)

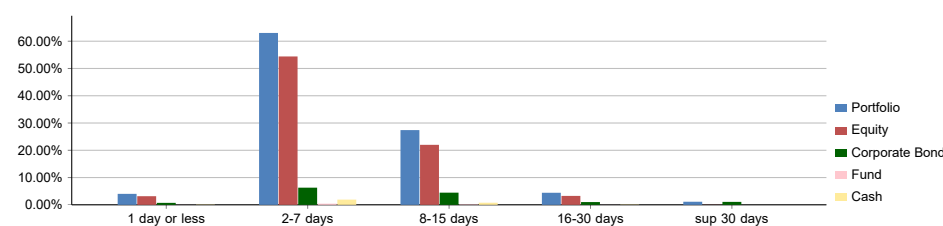
PORTFOLIO LIQUIDITY PROFILE - ASSET SIDE - WATERFALL

Available Resources (%NAV)	1 day or less	2-7 days	8-15 days	16-30 days	sup 30 days
Portfolio	63.90%	28.44%	5.66%	0.93%	1.07%
Equity	58.76%	22.45%	1.58%	0.10%	0.00%
Corporate Bond	1.60%	5.99%	4.07%	0.83%	1.07%
Government Bond	0.00%	0.00%	0.00%	0.00%	0.00%
Fund	0.64%	0.00%	0.00%	0.00%	0.00%
Cash	2.90%	0.00%	0.00%	0.00%	0.00%
Other	0.00%	0.00%	0.00%	0.00%	0.00%

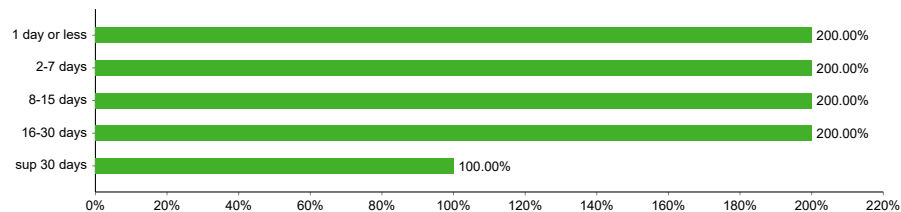


PORTFOLIO LIQUIDITY PROFILE - ASSET SIDE - SLICING

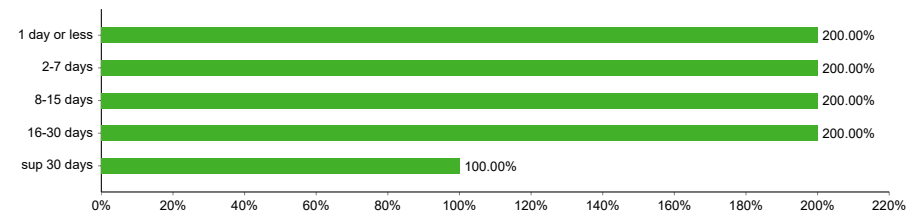
Available Resources (%NAV)	1 day or less	2-7 days	8-15 days	16-30 days	sup 30 days
Portfolio	4.02%	63.03%	27.40%	4.42%	1.13%
Equity	3.16%	54.41%	22.00%	3.27%	0.05%
Corporate Bond	0.72%	6.29%	4.46%	1.01%	1.08%
Government Bond	0.00%	0.00%	0.00%	0.00%	0.00%
Fund	0.02%	0.42%	0.17%	0.02%	0.00%
Cash	0.11%	1.91%	0.77%	0.11%	0.00%
Other	0.00%	0.00%	0.00%	0.00%	0.00%



REDEMPTION COVERAGE RATIO - WATERFALL



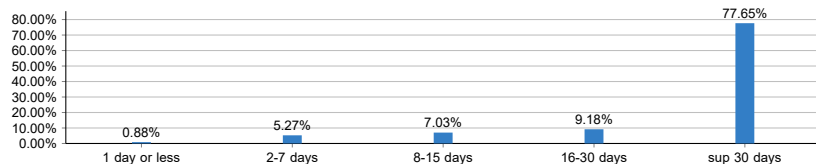
REDEMPTION COVERAGE RATIO - SLICING



*Values are capped to 200% for graphical representation purposes

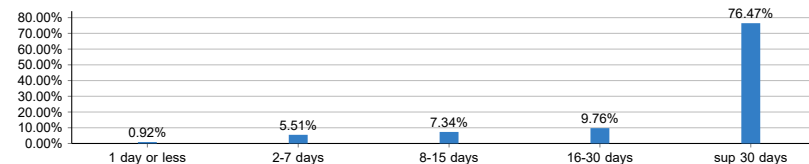
LIABILITY LIQUIDITY PROFILE - NET

Expected Net Redemptions



LIABILITY LIQUIDITY PROFILE - GROSS

Expected Gross Redemptions



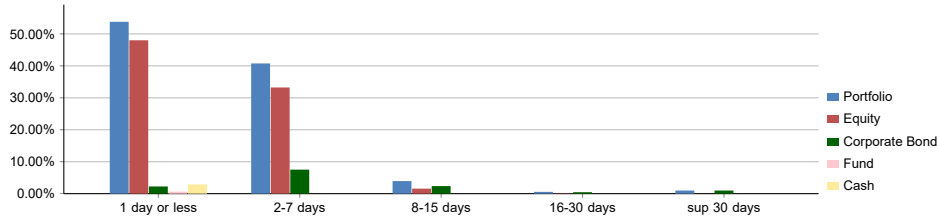
November 2022

Umbrella Cosmos Lux International
Sub-fund DIVERSIFIE
Portfolio date 28/11/2022
Net Asset Value 37,923,557.91
Currency EUR

Lehman Crisis Scenario (12th September 2008 - 29th September 2008)

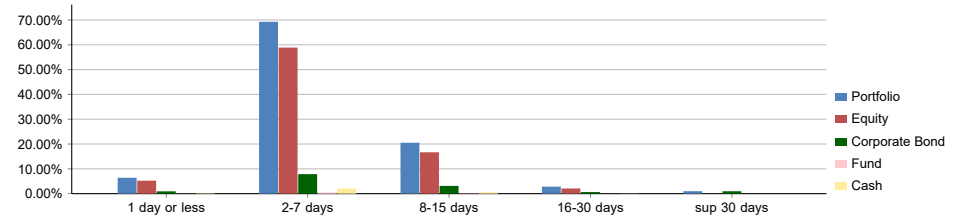
PORTFOLIO LIQUIDITY PROFILE - ASSET SIDE - WATERFALL

Available Resources (%NAV)	1 day or less	2-7 days	8-15 days	16-30 days	sup 30 days
Portfolio	53.78%	40.75%	3.94%	0.56%	0.98%
Equity	48.00%	33.23%	1.57%	0.10%	0.00%
Corporate Bond	2.25%	7.52%	2.37%	0.46%	0.98%
Government Bond	0.00%	0.00%	0.00%	0.00%	0.00%
Fund	0.64%	0.00%	0.00%	0.00%	0.00%
Cash	2.90%	0.00%	0.00%	0.00%	0.00%
Other	0.00%	0.00%	0.00%	0.00%	0.00%

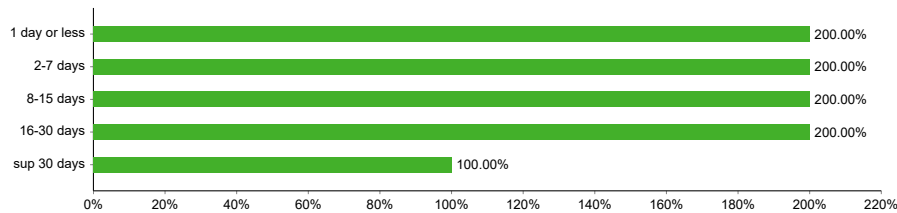


PORTFOLIO LIQUIDITY PROFILE - ASSET SIDE - SLICING

Available Resources (%NAV)	1 day or less	2-7 days	8-15 days	16-30 days	sup 30 days
Portfolio	6.40%	69.26%	20.52%	2.83%	1.00%
Equity	5.24%	58.87%	16.68%	2.09%	0.02%
Corporate Bond	0.94%	7.87%	3.13%	0.65%	0.98%
Government Bond	0.00%	0.00%	0.00%	0.00%	0.00%
Fund	0.04%	0.46%	0.13%	0.02%	0.00%
Cash	0.18%	2.06%	0.58%	0.07%	0.00%
Other	0.00%	0.00%	0.00%	0.00%	0.00%

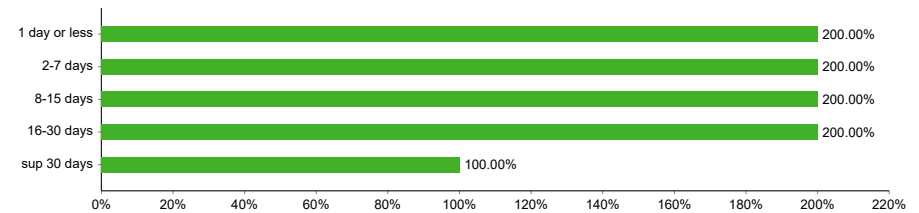


REDEMPTION COVERAGE RATIO - WATERFALL



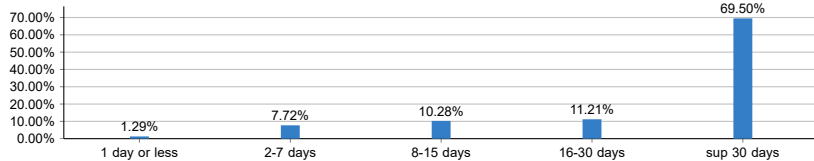
*Values are capped to 200% for graphical representation purposes

REDEMPTION COVERAGE RATIO - SLICING



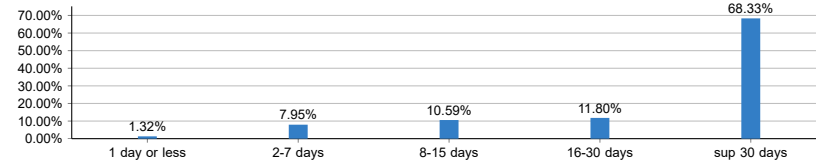
LIABILITY LIQUIDITY PROFILE - NET

Expected Net Redemptions



LIABILITY LIQUIDITY PROFILE - GROSS

Expected Gross Redemptions



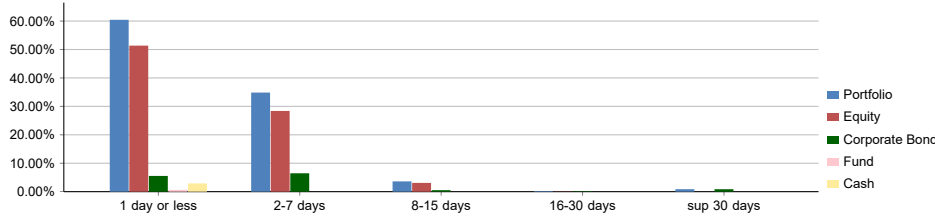
November 2022

Umbrella Cosmos Lux International
Sub-fund DIVERSIFIE
Portfolio date 28/11/2022
Net Asset Value 37,923,557.91
Currency EUR

Index Decrease 30% Scenario

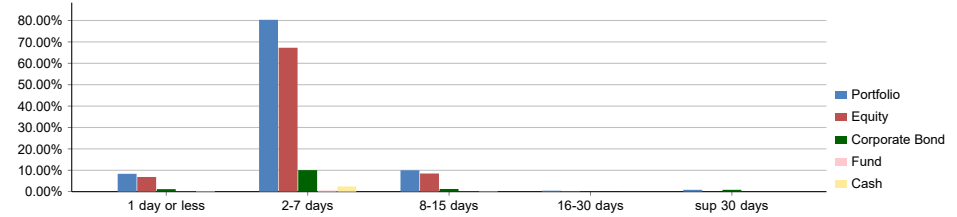
PORTFOLIO LIQUIDITY PROFILE - ASSET SIDE - WATERFALL

Available Resources (%NAV)	1 day or less	2-7 days	8-15 days	16-30 days	sup 30 days
Portfolio	60.44%	34.85%	3.62%	0.22%	0.87%
Equity	51.36%	28.39%	3.09%	0.07%	0.00%
Corporate Bond	5.54%	6.47%	0.53%	0.15%	0.87%
Government Bond	0.00%	0.00%	0.00%	0.00%	0.00%
Fund	0.64%	0.00%	0.00%	0.00%	0.00%
Cash	2.90%	0.00%	0.00%	0.00%	0.00%
Other	0.00%	0.00%	0.00%	0.00%	0.00%

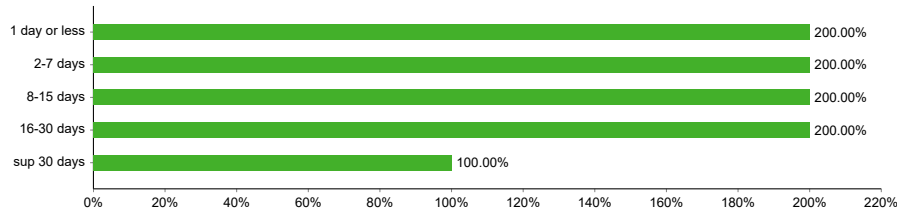


PORTFOLIO LIQUIDITY PROFILE - ASSET SIDE - SLICING

Available Resources (%NAV)	1 day or less	2-7 days	8-15 days	16-30 days	sup 30 days
Portfolio	8.35%	80.32%	10.00%	0.46%	0.87%
Equity	6.87%	67.27%	8.49%	0.27%	0.00%
Corporate Bond	1.18%	10.07%	1.26%	0.18%	0.87%
Government Bond	0.00%	0.00%	0.00%	0.00%	0.00%
Fund	0.05%	0.54%	0.05%	0.00%	0.00%
Cash	0.24%	2.44%	0.20%	0.01%	0.00%
Other	0.00%	0.00%	0.00%	0.00%	0.00%

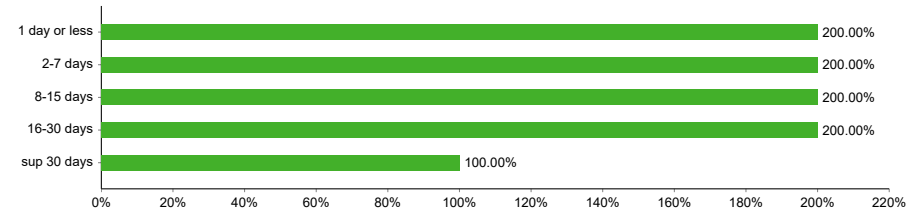


REDEMPTION COVERAGE RATIO - WATERFALL



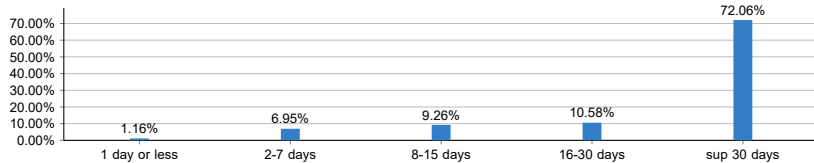
*Values are capped to 200% for graphical representation purposes

REDEMPTION COVERAGE RATIO - SLICING



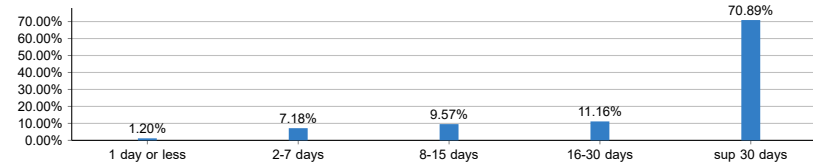
LIABILITY LIQUIDITY PROFILE - NET

Expected Net Redemptions



LIABILITY LIQUIDITY PROFILE - GROSS

Expected Gross Redemptions

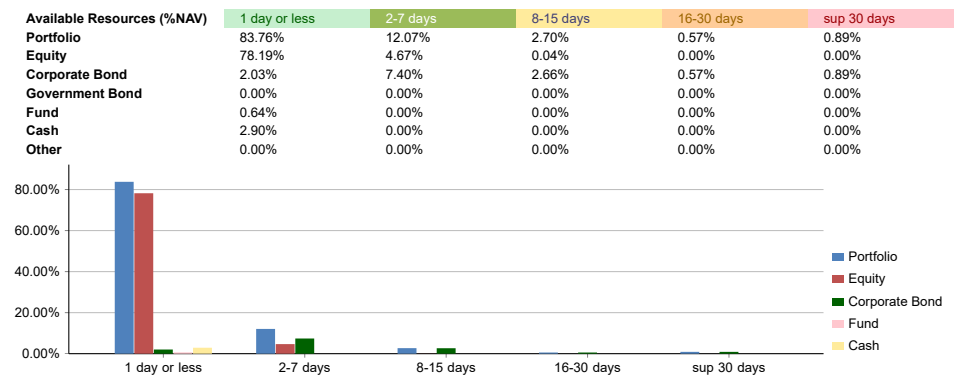


November 2022

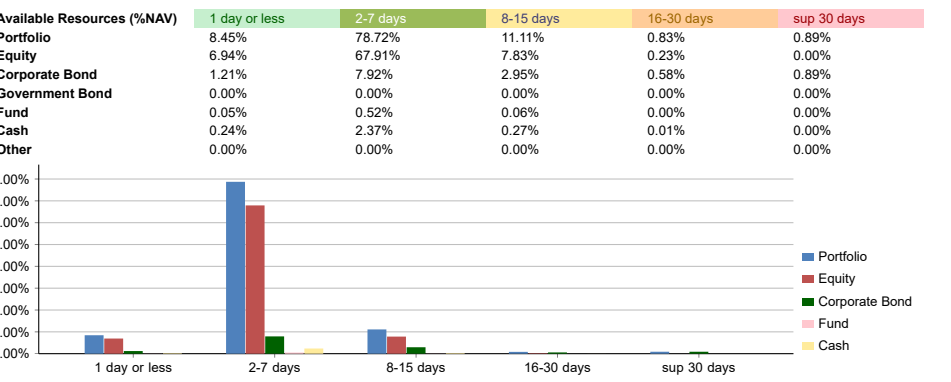
Umbrella Cosmos Lux International
Sub-fund DIVERSIFIE
Portfolio date 28/11/2022
Net Asset Value 37,923,557.91
Currency EUR

Interest Rate Increase 30 % Scenario

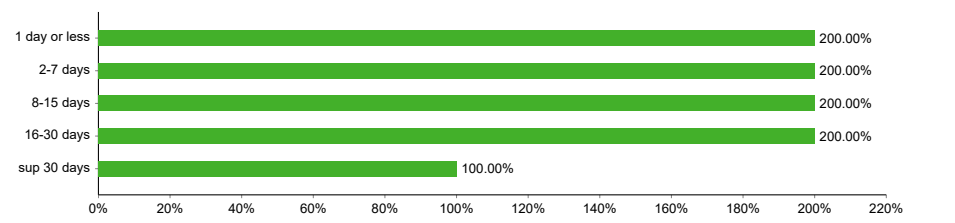
PORTFOLIO LIQUIDITY PROFILE - ASSET SIDE - WATERFALL



PORTFOLIO LIQUIDITY PROFILE - ASSET SIDE - SLICING

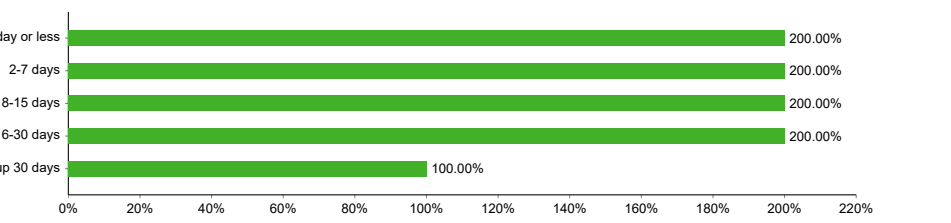


REDEMPTION COVERAGE RATIO - WATERFALL

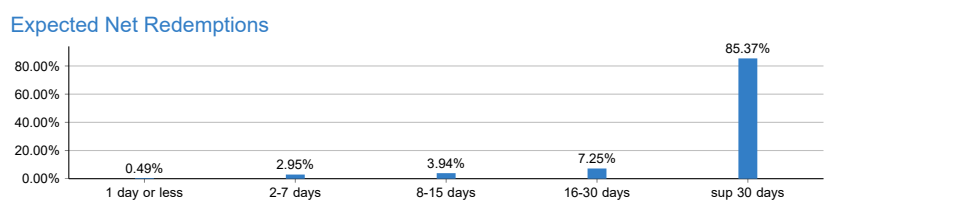


*Values are capped to 200% for graphical representation purposes

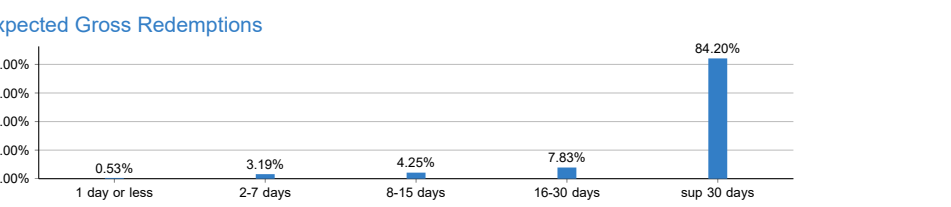
REDEMPTION COVERAGE RATIO - SLICING



LIABILITY LIQUIDITY PROFILE - NET



LIABILITY LIQUIDITY PROFILE - GROSS



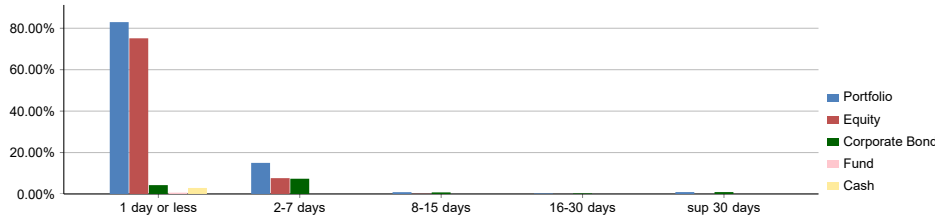
November 2022

Umbrella Cosmos Lux International
Sub-fund DIVERSIFIE
Portfolio date 28/11/2022
Net Asset Value 37,923,557.91
Currency EUR

Bid-Ask spread increase 150%

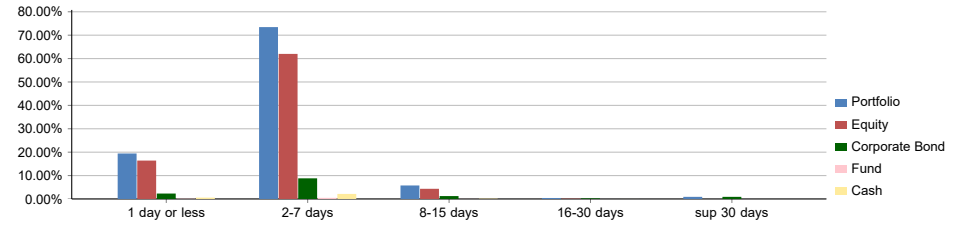
PORTFOLIO LIQUIDITY PROFILE - ASSET SIDE - WATERFALL

Available Resources (%NAV)	1 day or less	2-7 days	8-15 days	16-30 days	sup 30 days
Portfolio	82.96%	15.01%	0.87%	0.26%	0.91%
Equity	75.15%	7.64%	0.11%	0.00%	0.00%
Corporate Bond	4.27%	7.36%	0.76%	0.26%	0.91%
Government Bond	0.00%	0.00%	0.00%	0.00%	0.00%
Fund	0.64%	0.00%	0.00%	0.00%	0.00%
Cash	2.90%	0.00%	0.00%	0.00%	0.00%
Other	0.00%	0.00%	0.00%	0.00%	0.00%

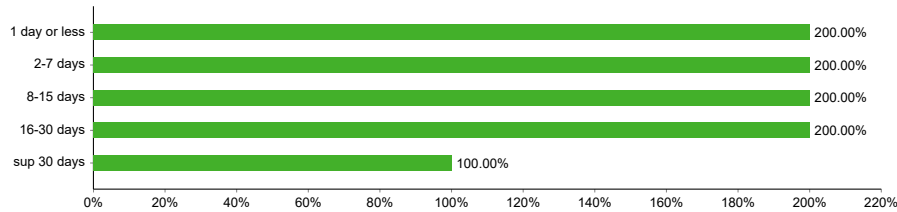


PORTFOLIO LIQUIDITY PROFILE - ASSET SIDE - SLICING

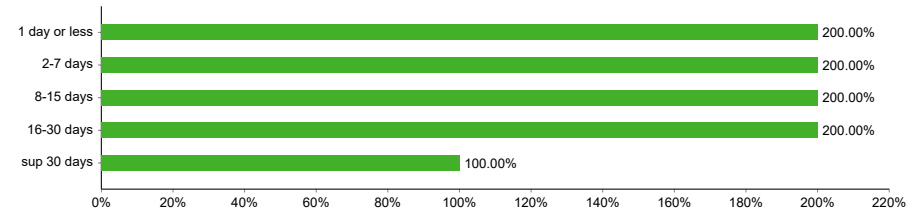
Available Resources (%NAV)	1 day or less	2-7 days	8-15 days	16-30 days	sup 30 days
Portfolio	19.44%	73.45%	5.77%	0.42%	0.91%
Equity	16.41%	62.00%	4.35%	0.15%	0.00%
Corporate Bond	2.32%	8.82%	1.24%	0.27%	0.91%
Government Bond	0.00%	0.00%	0.00%	0.00%	0.00%
Fund	0.13%	0.48%	0.03%	0.00%	0.00%
Cash	0.58%	2.16%	0.15%	0.01%	0.00%
Other	0.00%	0.00%	0.00%	0.00%	0.00%



REDEMPTION COVERAGE RATIO - WATERFALL



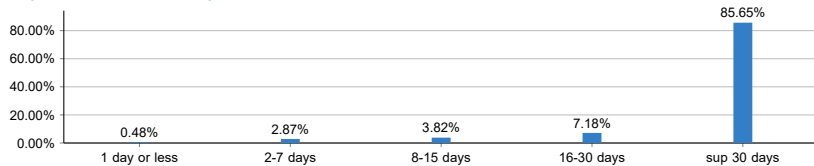
REDEMPTION COVERAGE RATIO - SLICING



*Values are capped to 200% for graphical representation purposes

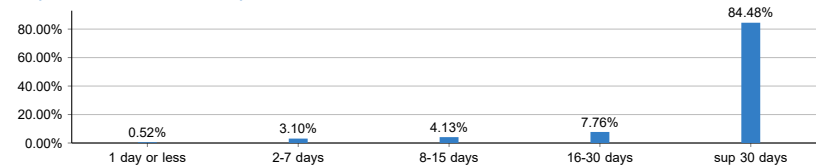
LIABILITY LIQUIDITY PROFILE - NET

Expected Net Redemptions



LIABILITY LIQUIDITY PROFILE - GROSS

Expected Gross Redemptions



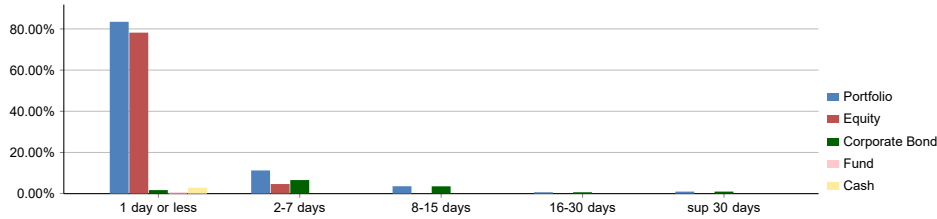
November 2022

Umbrella Cosmos Lux International Net Asset Value 37,923,557.91
Sub-fund DIVERSIFIE Currency EUR
Portfolio date 28/11/2022

Credit Crisis Scenario (Increase 100% CDS spread)

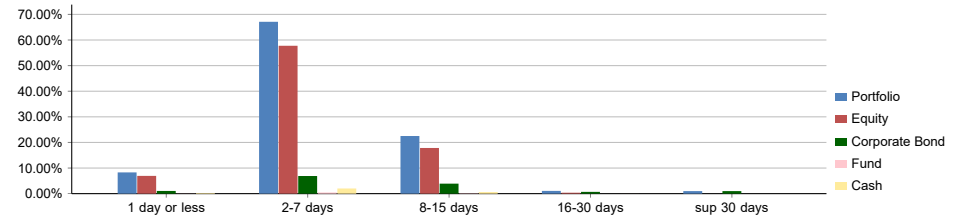
PORTFOLIO LIQUIDITY PROFILE - ASSET SIDE - WATERFALL

Available Resources (%NAV)	1 day or less	2-7 days	8-15 days	16-30 days	sup 30 days
Portfolio	83.45%	11.27%	3.60%	0.68%	1.00%
Equity	78.19%	4.67%	0.04%	0.00%	0.00%
Corporate Bond	1.73%	6.60%	3.56%	0.68%	1.00%
Government Bond	0.00%	0.00%	0.00%	0.00%	0.00%
Fund	0.64%	0.00%	0.00%	0.00%	0.00%
Cash	2.90%	0.00%	0.00%	0.00%	0.00%
Other	0.00%	0.00%	0.00%	0.00%	0.00%

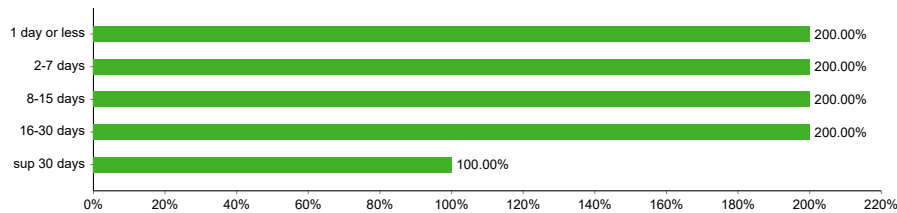


PORTFOLIO LIQUIDITY PROFILE - ASSET SIDE - SLICING

Available Resources (%NAV)	1 day or less	2-7 days	8-15 days	16-30 days	sup 30 days
Portfolio	8.30%	67.11%	22.51%	1.08%	1.00%
Equity	6.94%	57.75%	17.84%	0.37%	0.00%
Corporate Bond	1.06%	6.89%	3.91%	0.70%	1.00%
Government Bond	0.00%	0.00%	0.00%	0.00%	0.00%
Fund	0.05%	0.45%	0.14%	0.00%	0.00%
Cash	0.24%	2.02%	0.62%	0.01%	0.00%
Other	0.00%	0.00%	0.00%	0.00%	0.00%

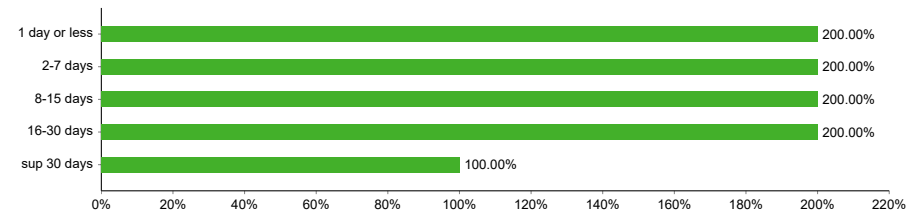


REDEMPTION COVERAGE RATIO - WATERFALL



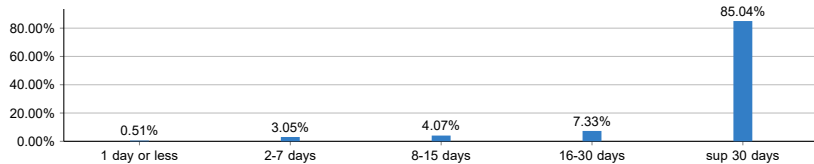
*Values are capped to 200% for graphical representation purposes

REDEMPTION COVERAGE RATIO - SLICING



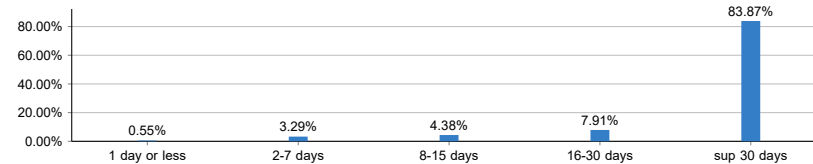
LIABILITY LIQUIDITY PROFILE - NET

Expected Net Redemptions



LIABILITY LIQUIDITY PROFILE - GROSS

Expected Gross Redemptions



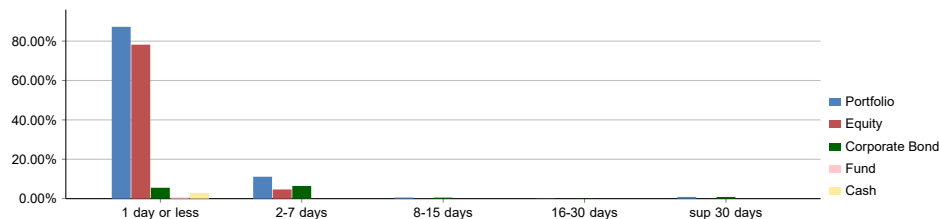
November 2022

Umbrella Cosmos Lux International Net Asset Value 37,923,557.91
Sub-fund DIVERSIFIE Currency EUR
Portfolio date 28/11/2022

Top 3 Investors Redeeming Scenario

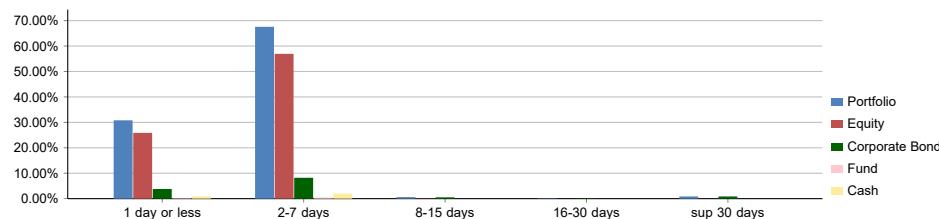
PORTFOLIO LIQUIDITY PROFILE - ASSET SIDE - WATERFALL

Available Resources (%NAV)	1 day or less	2-7 days	8-15 days	16-30 days	sup 30 days
Portfolio	87.27%	11.14%	0.57%	0.15%	0.87%
Equity	78.19%	4.67%	0.04%	0.00%	0.00%
Corporate Bond	5.54%	6.47%	0.53%	0.15%	0.87%
Government Bond	0.00%	0.00%	0.00%	0.00%	0.00%
Fund	0.64%	0.00%	0.00%	0.00%	0.00%
Cash	2.90%	0.00%	0.00%	0.00%	0.00%
Other	0.00%	0.00%	0.00%	0.00%	0.00%

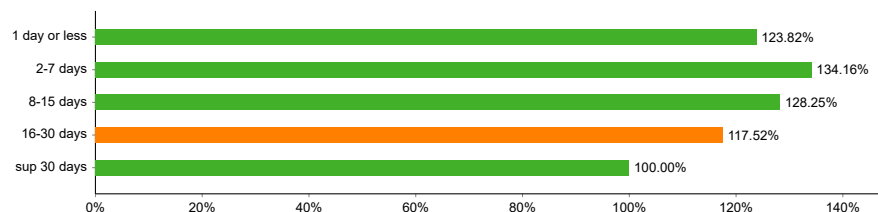


PORTFOLIO LIQUIDITY PROFILE - ASSET SIDE - SLICING

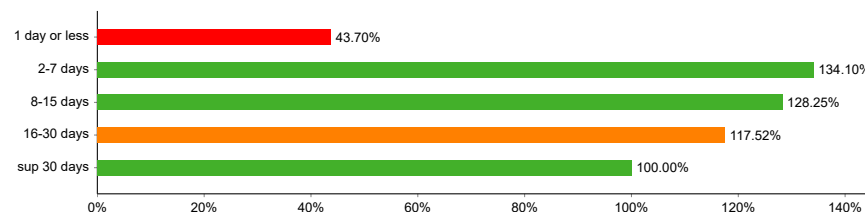
Available Resources (%NAV)	1 day or less	2-7 days	8-15 days	16-30 days	sup 30 days
Portfolio	30.80%	67.57%	0.61%	0.15%	0.87%
Equity	25.88%	56.94%	0.08%	0.00%	0.00%
Corporate Bond	3.80%	8.21%	0.53%	0.15%	0.87%
Government Bond	0.00%	0.00%	0.00%	0.00%	0.00%
Fund	0.20%	0.44%	0.00%	0.00%	0.00%
Cash	0.91%	1.98%	0.00%	0.00%	0.00%
Other	0.00%	0.00%	0.00%	0.00%	0.00%



REDEMPTION COVERAGE RATIO - WATERFALL



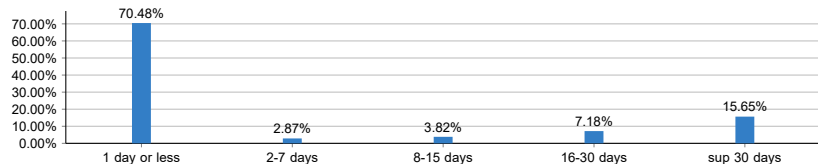
REDEMPTION COVERAGE RATIO - SLICING



*Values are capped to 200% for graphical representation purposes

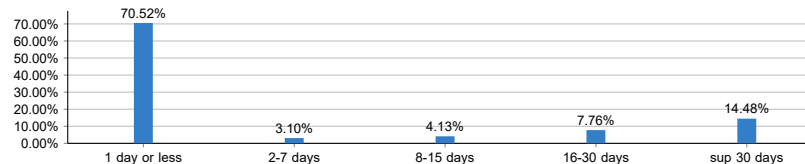
LIABILITY LIQUIDITY PROFILE - NET

Expected Net Redemptions



LIABILITY LIQUIDITY PROFILE - GROSS

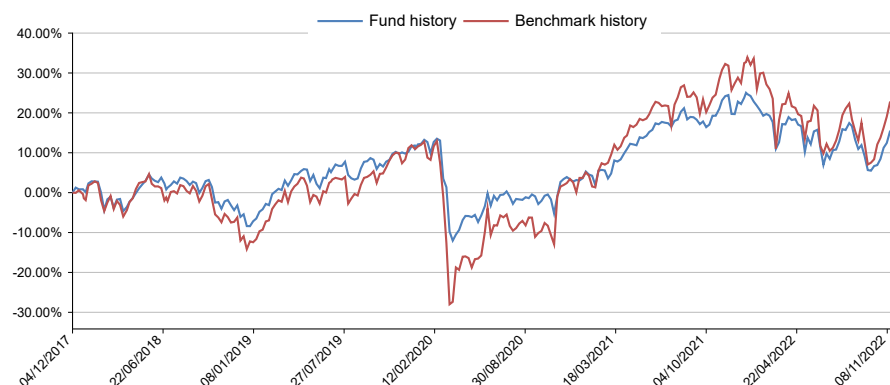
Expected Gross Redemptions



November 2022

Umbrella Cosmos Lux International Net Asset Value 37,923,557.91
Sub-fund DIVERSIFIE Currency EUR
Portfolio date 28/11/2022

Performance Fund Vs. Benchmark*



*Performance data is displayed on a rolling 5-year period

Benchmark's top 5 components

CAC 40	100.00
--------	--------

Top 5 holdings

	% NAV
LVMH MOET VUITTON	8.31%
TOTAL SA	5.73%
L OREAL N PF 24	4.34%
SANOFI	3.90%
SCHNEIDER ELECTRIC SA	3.72%
Total	26.00%

Risk Ratios

	Fund	Benchmark
Monthly performance	4.57	6.36
3 months performance	2.69	7.12
Year to date performance	-6.95	-6.82
1 year performance	-2.83	-1.64
3 years performance (p.a.)	1.97	4.00
5 years performance (p.a.)	2.95	4.45

	Fund	Benchmark
1 year volatility	15.64	18.32
3 years volatility	14.98	24.95
1 Year performance/volatility	-0.18	-0.09
3 Years performance/volatility	0.13	0.16

	Fund
1 year tracking error	15.30
3 years tracking error	23.03

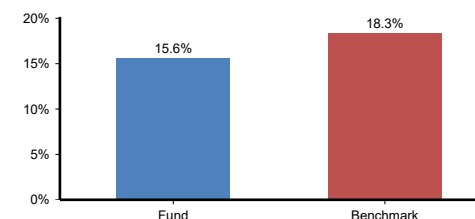
Tracking error is computed based on weekly NAV data points

	Fund
1 year beta	0.52
3 years beta	0.26

Market stress tests as of 26/09/2022

Stressed scenario	% NAV
CreditCrisis 50%	-0.35
IndexDecrease30	-26.42
LehmanCrisis	-31.55
NineEleven	-10.35
VolatilityShock100	0.00
scenarioEquityCrash	-17.84

1 year chart of volatility



Maximum losses over the last 5 years

