

FUND RISK MANAGEMENT
Monthly Report



August 2019

Umbrella	Cosmos Lux International	Net Asset Value	39,451,914.73
Sub-fund	Diversifié	Currency	EUR
Portfolio date	26/08/2019		

FUND ID

Fund name	Cosmos Lux International	TNA end of period	39,451,914.73	NAV end of period	3,348.45
Sub-fund name	Diversifié	TNA start of period	40,990,220.63	NAV start of period	3,483.89
ISIN	LU0090272112	TNA Variation	-3.75%	NAV Variation	-3.89%
Currency	EUR				
Benchmark	CAC 40	Subscriptions	70,334.04		
FUND RISK PROFILE	Low	Redemptions	15,263.78		

RISK MANAGEMENT COMMENTS

Stale price overview
No stale price.

Operational risk
No material NAV error occurred during the period.
No massive redemption occurred during the period.

Risk Metrics: Scorecard reporting 4Cs (based on NAV date)



Investment Compliance dashboard
There are no breaches to display.

Investment Compliance specific
NA

Total Expense Ratio - Internal limit 3%
As of 28/06/2019 (Quarterly):
Without transaction fees
B CAP: 2.40%

Portfolio Turnover
As of 28/06/2019 (Quarterly): 24.68%

Please note that PTR displayed is calculated on an annual basis as specified in the CSSF circular 03/122.

VaR - Leverage
NA

Liquidity Risk
No issue to report.

Investment Manager comments

FUND RISK MANAGEMENT
Monthly Report

August 2019



Umbrella Cosmos Lux International
Sub-fund Diversifié
Portfolio date 26/08/2019
Net Asset Value 39,451,914.73
Currency EUR

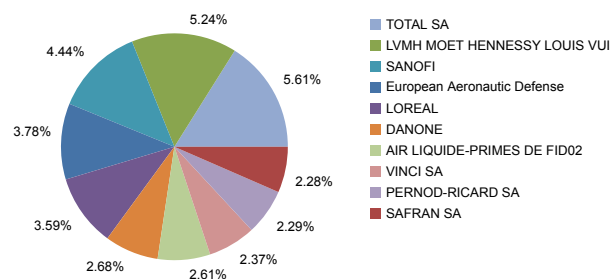
Regulatory main limit checks

Check result	Indicator	Check result	Indicator
Issuer Exposure < 10% NAV	5.61%	Cash Counterparty Exposure < 20% NAV	2.13%
OECD Govt Bond Exposure < 35% NAV	0.08%	OTC Counterparty Exposure	NA
5/40 Rule	10.86%	Aggregated Group Exposure	5.61%
Borrowing limit < 10% NAV	NA	Cover Rule (liquid assets vs. needs)	0.00%

OTC Counterparty Risk top 5 contributors

Counterparty	Exposure in Fund Currency	% NAV	Regulatory limit
Not applicable			

Concentration risk by corporate issuer - Top 10



Concentration Risk	MEUR	% NAV
TOTAL SA	2.21	5.61%
LVMH MOET HENNESSY LOUIS VUI	2.07	5.24%
SANOFI	1.75	4.44%
European Aeronautic Defense	1.49	3.78%
LOREAL	1.42	3.59%
DANONE	1.06	2.68%
AIR LIQUIDE-PRIMES DE FID02	1.03	2.61%
VINCI SA	0.94	2.37%
PERNOD-RICARD SA	0.90	2.29%
SAFRAN SA	0.90	2.28%

Concentration by Group 20% - Top 10

Group Name	Instrument type	Exposure value	% NAV
TOTAL SA	EQUITY	2,213,864.00	5.61%
LVMH MOET HENNESSY LOUIS VUI	EQUITY	2,069,010.00	5.24%
SANOFI	EQUITY	1,753,280.50	4.44%
European Aeronautic Defense	EQUITY	1,489,833.00	3.78%
LOREAL	EQUITY	1,416,600.00	3.59%
DANONE	EQUITY	1,056,724.00	2.68%
AIR LIQUIDE-PRIMES DE FID02	EQUITY	1,029,956.25	2.61%
VINCI SA	EQUITY	936,292.00	2.37%
PERNOD-RICARD SA	Multiple	903,893.70	2.29%
SAFRAN SA	EQUITY	897,940.00	2.28%

Top 5 contributors to Cover Rule

Top 5 contributors to Cover Rule

Instrument code	Instrument Name	Instrument type	Negative exposure	% NAV
Not applicable				



ALERT COLORS: ■ No Breach ■ Warning > 80 % from regulatory limit ■ Breach

FUND RISK MANAGEMENT
Monthly Report


August 2019



Umbrella	Cosmos Lux International	Net Asset Value	39,451,914.73
Sub-fund	Diversifié	Currency	EUR
Portfolio date	26/08/2019		

Commitment Approach

	MEUR	% NAV
Global Risk Exposure	0.00	0.00%
Netting / Hedging	0.00	0.00%
Net Commitment	0.00	0.00%



Top 10 commitment contributors

Instrument code	Name	Instrument type	Absolute value	% NAV
Not applicable				

FUND RISK MANAGEMENT
Monthly Report

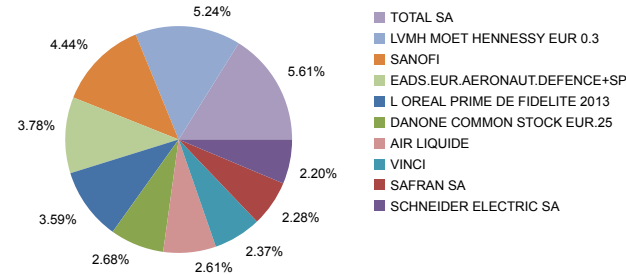
August 2019



Umbrella Cosmos Lux International
Sub-fund Diversifié
Portfolio date 26/08/2019
Net Asset Value 39,451,914.73
Currency EUR

Top 10 fund holdings (w/o cash & FDI)

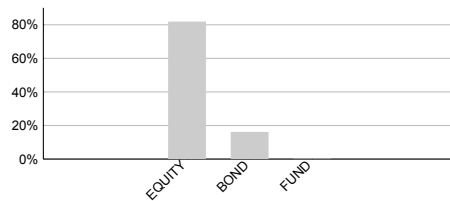
Top 10 holdings	Asset type	ISIN	% NAV
TOTAL SA	Common stock	FR0000120271	5.61%
LVMH MOET HENNESSY EUR 0.3	Common stock	FR0000121014	5.24%
SANOFI	Common stock	FR0000120578	4.44%
EADS.EUR.AERONAUT.DEFENCE+SP.	Common stock	NL0000235190	3.78%
L OREAL PRIME DE FIDELITE 2013	Common stock	FR0011149590	3.59%
DANONE COMMON STOCK EUR.25	Common stock	FR0000120644	2.68%
AIR LIQUIDE	Common stock	FR0000120073	2.61%
VINCI	Common stock	FR0000125486	2.37%
SAFRAN SA	Common stock	FR0000073272	2.28%
SCHNEIDER ELECTRIC SA	Common stock	FR0000121972	2.20%



Asset allocation: Asset Type, Risk Country & Industrial Sector (Bloomberg BICS)*

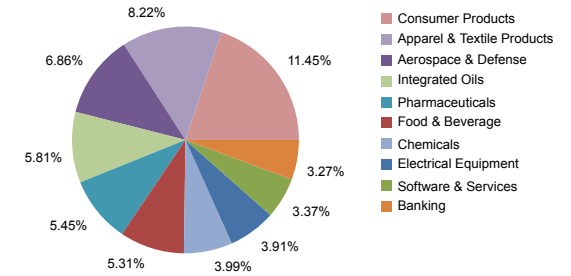
*w/o cash & FDI

Allocation per Asset type	% NAV
EQUITY	81.89%
BOND	16.16%
FUND	0.26%



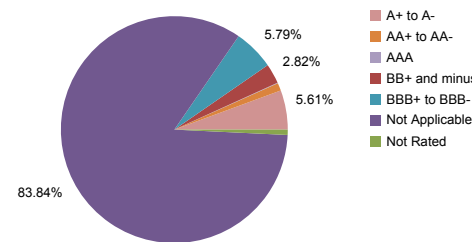
Allocation per Risk Country - Top 10	% NAV
France	60.56%
United States	17.75%
Switzerland	6.22%
Netherlands	3.59%
United Kingdom	2.60%
Germany	2.01%
Canada	1.76%
Japan	1.30%
Norway	0.57%
Luxembourg	0.50%

Allocation per Sector - Top 10	% NAV
Consumer Products	11.45%
Apparel & Textile Products	8.22%
Aerospace & Defense	6.86%
Integrated Oils	5.81%
Pharmaceuticals	5.45%
Food & Beverage	5.31%
Chemicals	3.99%
Electrical Equipment	3.91%
Software & Services	3.37%
Banking	3.27%



Credit risk: Rating & Duration distribution

Ratings Distribution	Total Market Value	% NAV
AAA	31,853.28	0.08%
AA+ to AA-	434,255.06	1.10%
A+ to A-	2,213,715.60	5.61%
BBB+ to BBB-	2,283,014.50	5.79%
BB+ and minus	1,114,346.61	2.82%
Not Rated	297,846.61	0.75%
Not Applicable	33,076,883.14	83.84%

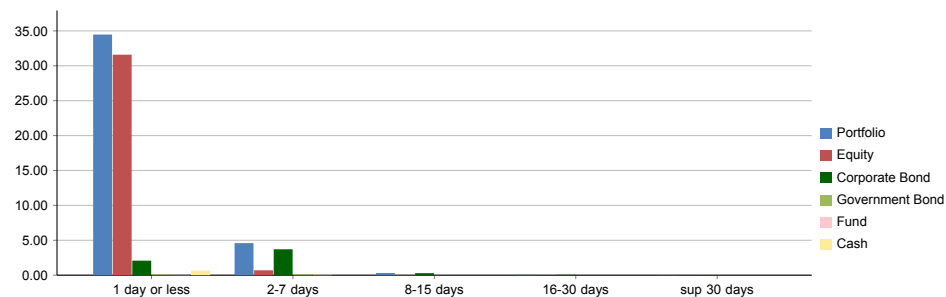


LAM Credit score *	Total Market Value	% NAV
IG1	31,853.28	0.08%
IG2 to IG4	337,685.09	0.86%
IG5 to IG7	1,755,906.02	4.45%
IG8 to IG10	2,486,324.24	6.30%
HY1 to HY3	745,040.27	1.89%
HY4 to HY6	0.00	0.00%
DS1 or minus	1,018,222.76	2.58%
Not rated	0.00	0.00%
Not Applicable	33,076,883.14	83.84%

Durations distribution	Total Market Value	% NAV
0	0.00	0.00%
0 to 1	1,056,584.97	2.68%
1 to 3	672,852.13	1.71%
3 to 5	1,293,705.02	3.28%
5 to 7	1,188,209.48	3.01%
7 to 10	336,549.69	0.85%
above 10	1,607,688.35	4.08%
Not Applicable	33,296,325.16	84.40%

*Independent credit scoring ran by Lemanik Asset Management

Exposure by liquidity score



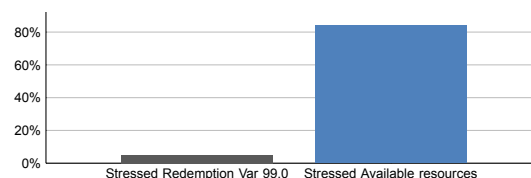
Liquidity score by asset type

Available Resources (%NAV)	1 day or less	2-7 days	8-15 days	16-30 days	sup 30 days
Portfolio	87.38%	11.63%	0.78%	0.16%	0.05%
Equity	80.07%	1.76%	0.06%	0.01%	0.00%
Corporate Bond	5.28%	9.40%	0.73%	0.15%	0.05%
Government Bond	0.27%	0.28%	0.00%	0.00%	0.00%
Fund	0.08%	0.19%	0.00%	0.00%	0.00%
Cash	1.68%	0.00%	0.00%	0.00%	0.00%
Other	0.00%	0.00%	0.00%	0.00%	0.00%

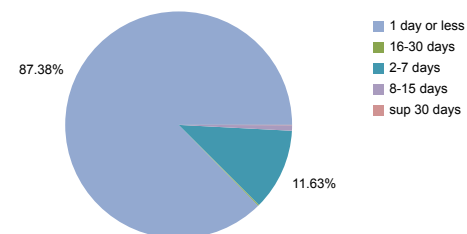
Available Resources MEUR	1 day or less	2-7 days	8-15 days	16-30 days	sup 30 days
Portfolio	34.47	4.59	0.31	0.06	0.02
Equity	31.59	0.70	0.02	0.00	0.00
Corporate Bond	2.08	3.71	0.29	0.06	0.02
Government Bond	0.11	0.11	0.00	0.00	0.00
Fund	0.03	0.07	0.00	0.00	0.00
Cash	0.66	0.00	0.00	0.00	0.00
Other	0.00	0.00	0.00	0.00	0.00

Redemption Vs resources (Stressed conditions)

	MEUR	%NAV
Redemption Var 99.0	1.09	2.76%
Available Resources	34.47	87.38%
Redemption Coverage Ratio	-	3.16%
Stressed Redemption Var 99.0	1.96	4.97%
Stressed Available resources	33.09	83.87%
Stressed Redemption Coverage Ratio	-	5.93%



Liquidity score in MEUR over the Net Assets



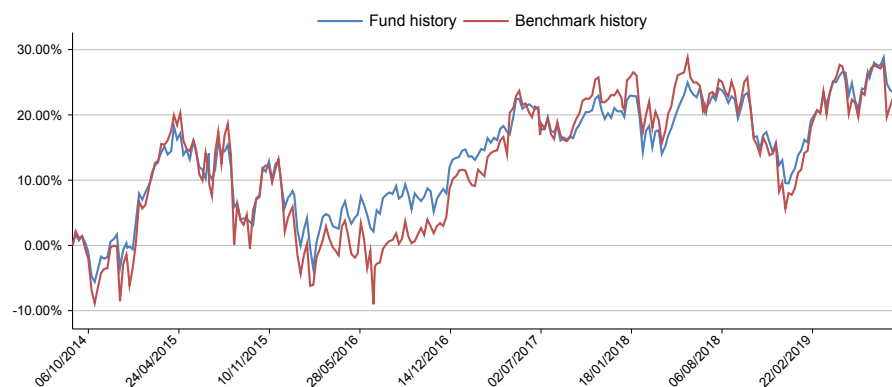
FUND RISK MANAGEMENT
Monthly Report

August 2019



Umbrella Cosmos Lux International Net Asset Value 39,451,914.73
Sub-fund Diversifié Currency EUR
Portfolio date 26/08/2019

Performance Fund Vs. Benchmark*



*Performance data is displayed on a rolling 5-year period

Benchmark's top 5 components

CAC 40	100.00
--------	--------

Top 5 holdings

	% NAV
TOTAL SA	5.61%
LVMH MOET HENNESSY EUR 0.3	5.24%
SANOFI	4.44%
EADS.EUR.AERONAUT.DEFENCE+SP.	3.78%
L'OREAL PRIME DE FIDELITE 2013	3.59%
Total	22.66%

Risk Ratios

	Fund	Benchmark
Monthly performance	-3.89	-4.46
3 months performance	1.32	0.28
Year to date performance	13.06	13.11
1 year performance	0.78	-2.34
3 years performance (p.a.)	4.80	6.54
5 years performance (p.a.)	4.79	4.27

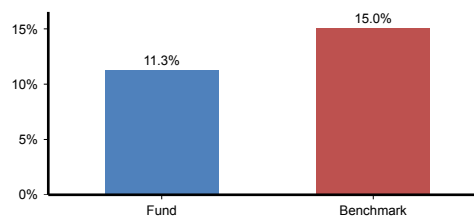
	Fund	Benchmark
1 year volatility	11.30	15.03
3 years volatility	10.17	12.71
1 Year performance/volatility	0.07	-0.16
3 Years performance/volatility	0.47	0.51

	Fund
1 year tracking error	14.02
3 years tracking error	12.25

Tracking error is computed based on weekly NAV data points

	Fund
1 year beta	0.32
3 years beta	0.35

1 year chart of volatility



Maximum losses over the last 5 years

