

FUND RISK MANAGEMENT
Monthly Report

September 2018



Umbrella Cosmos Lux International Net Asset Value 40,683,079.20
Sub-fund Diversifié Currency EUR
Portfolio date 24/09/2018

FUND ID

Fund name Cosmos Lux International
Sub-fund name Diversifié
ISIN LU0090272112
Currency EUR
Benchmark CAC 40
FUND RISK PROFILE Low

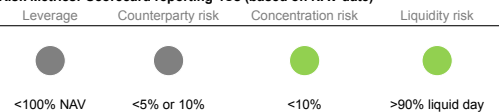
TNA end of period 40,683,079.20 NAV end of period 3,326.79
TNA start of period 40,598,034.93 NAV start of period 3,322.43
TNA Variation 0.21% NAV Variation 0.13%
Subscriptions 39,500.04
Redemptions 7,746.54

RISK MANAGEMENT COMMENTS

Stale price overview
No stale price.

Operational risk
No material NAV error occurred during the period.
No massive redemption occurred during the period.

Risk Metrics: Scorecard reporting 4Cs (based on NAV date)



Investment Compliance dashboard
There are no breaches to display.

Investment Compliance specific
NA

Total Expense Ratio - Internal limit 3%
As of 28/09/2018 (Quarterly):
Without transaction fees
B CAP: 2.26%

Portfolio Turnover
As of 28/09/2018 (Quarterly): 38.22%

Please note that PTR displayed is calculated on an annual basis as specified in the CSSF circular 03/122.

VaR - Leverage
NA

Liquidity Risk
No issue to report.

Investment Manager comments

FUND RISK MANAGEMENT
Monthly Report

September 2018



Umbrella Cosmos Lux International
Sub-fund Diversifié
Portfolio date 24/09/2018
Net Asset Value 40,683,079.20
Currency EUR

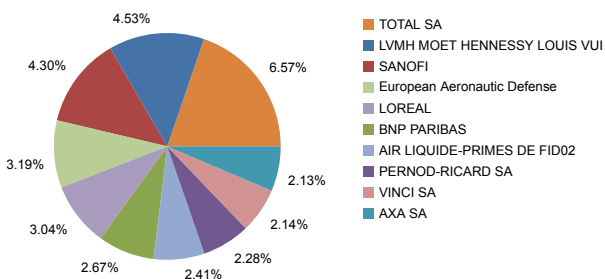
Regulatory main limit checks

Check result	Indicator	Check result	Indicator
Issuer Exposure < 10% NAV	6.57%	Cash Counterparty Exposure < 20% NAV	2.36%
OECD Govt Bond Exposure < 35% NAV	0.08%	OTC Counterparty Exposure	NA
5/40 Rule	6.57%	Aggregated Group Exposure	6.57%
Borrowing limit < 10% NAV	NA	Cover Rule (liquid assets vs. needs)	0.00%

OTC Counterparty Risk top 5 contributors

Counterparty	Exposure in Fund Currency	% NAV	Regulatory limit	Not applicable
Not applicable				

Concentration risk by corporate issuer - Top 10



Concentration Risk	MEUR	% NAV
TOTAL SA	2.67	6.57%
LVMH MOET HENNESSY LOUIS VUI	1.84	4.53%
SANOFI	1.75	4.30%
European Aeronautic Defense	1.30	3.19%
LOREAL	1.24	3.04%
BNP PARIBAS	1.09	2.67%
AIR LIQUIDE-PRIMES DE FID02	0.98	2.41%
PERNOD-RICARD SA	0.93	2.28%
VINCI SA	0.87	2.14%
AXA SA	0.87	2.13%

Concentration by Group 20% - Top 10

Group Name	Instrument type	Exposure value	% NAV
TOTAL SA	EQUITY	2,673,630.00	6.57%
LVMH MOET HENNESSY LOUIS VUI	EQUITY	1,841,217.00	4.53%
SANOFI	EQUITY	1,750,750.00	4.30%
European Aeronautic Defense	EQUITY	1,297,620.00	3.19%
LOREAL	EQUITY	1,236,600.00	3.04%
BNP PARIBAS	EQUITY	1,087,873.50	2.67%
AIR LIQUIDE-PRIMES DE FID02	EQUITY	978,912.50	2.41%
Royal Bank of Canada	CASH	960,579.15	2.35%
PERNOD-RICARD SA	Multiple	927,770.04	2.28%
VINCI SA	EQUITY	871,500.00	2.14%

Top 5 contributors to Cover Rule

Top 5 contributors to Cover Rule

Instrument code	Instrument Name	Instrument type	Negative exposure	% NAV
Not applicable				



ALERT COLORS: ■ No Breach ■ Warning > 80 % from regulatory limit ■ Breach

FUND RISK MANAGEMENT
Monthly Report

September 2018



Umbrella	Cosmos Lux International	Net Asset Value	40,683,079.20
Sub-fund	Diversifié	Currency	EUR
Portfolio date	24/09/2018		

Commitment Approach

Not applicable

Top 10 commitment contributors

Instrument code	Name	Instrument type	Absolute value	% NAV
Not applicable				

FUND RISK MANAGEMENT
Monthly Report

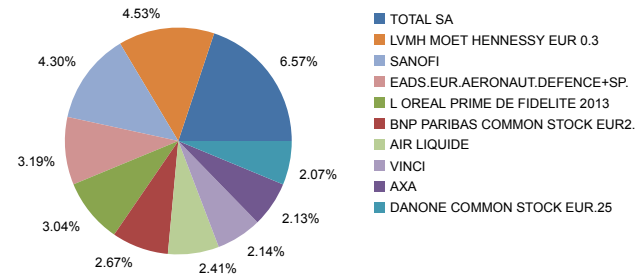
September 2018



Umbrella Cosmos Lux International Net Asset Value 40,683,079.20
Sub-fund Diversifié Currency EUR
Portfolio date 24/09/2018

Top 10 fund holdings (w/o cash & FDI)

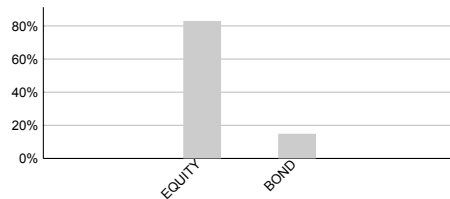
Top 10 holdings	Asset type	ISIN	% NAV
TOTAL SA	Common stock	FR0000120271	6.57%
LVMH MOET HENNESSY EUR 0.3	Common stock	FR0000121014	4.53%
SANOFI	Common stock	FR0000120578	4.30%
EADS.EUR.AERONAUT.DEFENCE+SP.	Common stock	NL0000235190	3.19%
L OREAL PRIME DE FIDELITE 2013	Common stock	FR0011149590	3.04%
BNP PARIBAS COMMON STOCK EUR2.	Common stock	FR0000131104	2.67%
AIR LIQUIDE	Common stock	FR0000120073	2.41%
VINCI	Common stock	FR0000125486	2.14%
AXA	Common stock	FR0000120628	2.13%
DANONE COMMON STOCK EUR.25	Common stock	FR0000120644	2.07%



Asset allocation: Asset Type, Risk Country & Industrial Sector (Bloomberg BICS)*

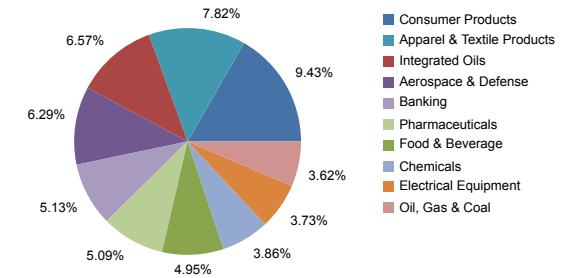
*w/o cash & FDI

Allocation per Asset type	% NAV
EQUITY	82.99%
BOND	14.90%



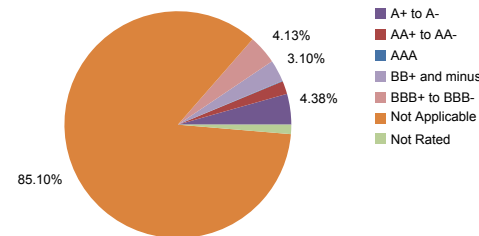
Allocation per Risk Country - Top 10	% NAV
France	63.37%
United States	15.87%
Switzerland	5.60%
Netherlands	3.73%
Germany	2.14%
United Kingdom	1.96%
Canada	1.33%
Japan	1.14%
Luxembourg	0.99%
Belgium	0.74%

Allocation per Sector - Top 10	% NAV
Consumer Products	9.43%
Apparel & Textile Products	7.82%
Integrated Oils	6.57%
Aerospace & Defense	6.29%
Banking	5.13%
Pharmaceuticals	5.09%
Food & Beverage	4.95%
Chemicals	3.86%
Electrical Equipment	3.73%
Oil, Gas & Coal	3.62%



Credit risk: Rating & Duration distribution

Ratings Distribution	Total Market Value	% NAV
AAA	33,790.81	0.08%
AA+ to AA-	757,538.61	1.86%
A+ to A-	1,783,154.85	4.38%
BBB+ to BBB-	1,681,641.94	4.13%
BB+ and minus	1,261,267.52	3.10%
Not Rated	543,613.29	1.34%
Not Applicable	34,622,072.24	85.10%

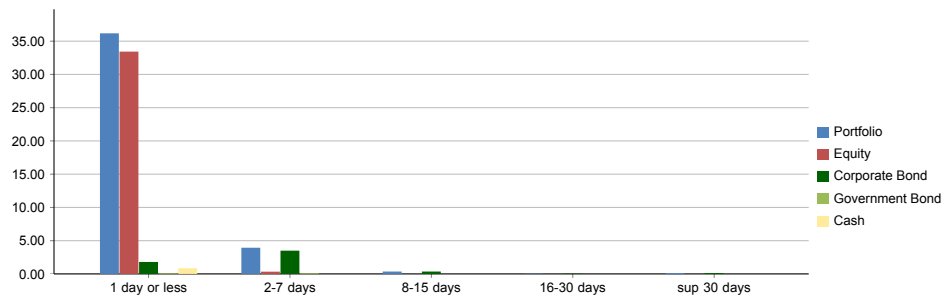


LAM Credit score *	Total Market Value	% NAV
IG1	33,790.81	0.08%
IG2 to IG4	93,624.42	0.23%
IG5 to IG7	1,901,338.46	4.67%
IG8 to IG10	2,223,454.30	5.47%
HY1 to HY3	179,911.79	0.44%
HY4 to HY6	607,949.08	1.49%
DS1 or minus	1,020,938.15	2.51%
Not rated	0.00	0.00%
Not Applicable	34,622,072.24	85.10%

Durations distribution	Total Market Value	% NAV
0	0.00	0.00%
0 to 1	573,380.90	1.41%
1 to 3	960,098.46	2.36%
3 to 5	1,449,528.24	3.56%
5 to 7	962,144.45	2.36%
7 to 10	588,316.69	1.45%
above 10	1,173,186.10	2.88%
Not Applicable	34,976,424.41	85.97%

*Independent credit scoring ran by Lemanik Asset Management

Exposure by liquidity score



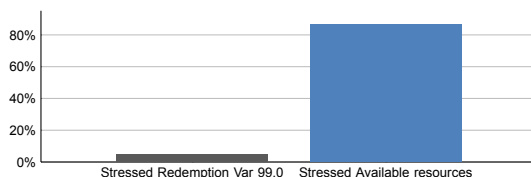
Liquidity score by asset type

Available Resources (%NAV)	1 day or less	2-7 days	8-15 days	16-30 days	sup 30 days
Portfolio	88.94%	9.69%	0.89%	0.13%	0.35%
Equity	82.16%	0.83%	0.00%	0.00%	0.00%
Corporate Bond	4.41%	8.61%	0.89%	0.13%	0.35%
Government Bond	0.25%	0.26%	0.00%	0.00%	0.00%
Fund	0.00%	0.00%	0.00%	0.00%	0.00%
Cash	2.11%	0.00%	0.00%	0.00%	0.00%
Other	0.00%	0.00%	0.00%	0.00%	0.00%

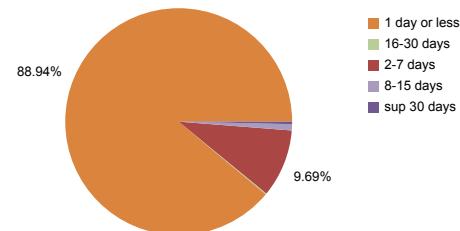
Available Resources MEUR	1 day or less	2-7 days	8-15 days	16-30 days	sup 30 days
Portfolio	36.18	3.94	0.36	0.05	0.14
Equity	33.43	0.34	0.00	0.00	0.00
Corporate Bond	1.80	3.50	0.36	0.05	0.14
Government Bond	0.10	0.10	0.00	0.00	0.00
Fund	0.00	0.00	0.00	0.00	0.00
Cash	0.86	0.00	0.00	0.00	0.00
Other	0.00	0.00	0.00	0.00	0.00

Redemption Vs resources (Stressed conditions)

	MEUR	%NAV
Redemption Var 99.0	1.12	2.75%
Available Resources	36.18	88.94%
Redemption Coverage Ratio	-	3.10%
Stressed Redemption Var 99.0	2.01	4.94%
Stressed Available resources	35.21	86.54%
Stressed Redemption Coverage Ratio	-	5.71%



Liquidity score in MEUR over the Net Assets



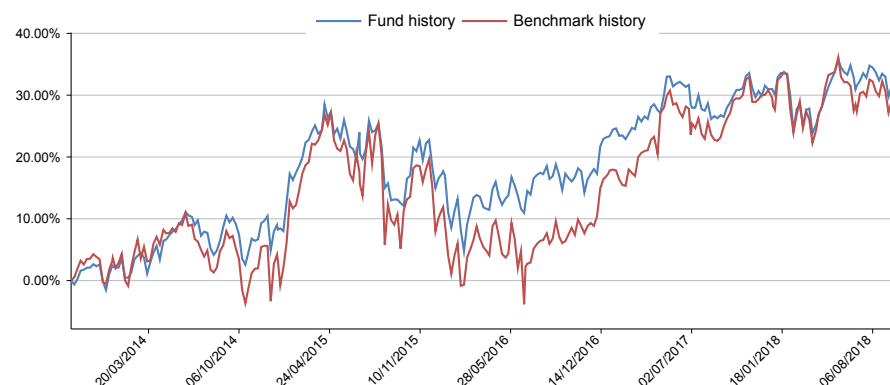
FUND RISK MANAGEMENT
Monthly Report

September 2018



Umbrella Cosmos Lux International Net Asset Value 40,683,079.20
Sub-fund Diversifié Currency EUR
Portfolio date 24/09/2018

Performance Fund Vs. Benchmark*



*Performance data is displayed on a rolling 5-year period

Benchmark's top 5 components

CAC 40	100.00
--------	--------

Top 5 holdings

	% NAV
TOTAL SA	6.57%
LVMH MOET HENNESSY EUR 0.3	4.53%
SANOFI	4.30%
EADS.EUR.AERONAUT.DEFENCE+SP.	3.19%
L OREAL PRIME DE FIDELITE 2013	3.04%
Total	21.63%

Risk Ratios

	Fund	Benchmark
Monthly performance	0.13	-0.05
3 months performance	2.07	2.87
Year to date performance	2.29	3.08
1 year performance	3.78	3.97
3 years performance (p.a.)	5.90	7.92
5 years performance (p.a.)	5.97	5.74

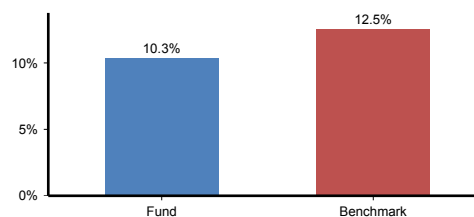
	Fund	Benchmark
1 year volatility	10.33	12.51
3 years volatility	11.68	16.03
1 Year performance/volatility	0.37	0.32
3 Years performance/volatility	0.51	0.49

	Fund
1 year tracking error	9.72
3 years tracking error	16.47

Tracking error is computed based on weekly NAV data points

	Fund
1 year beta	0.54
3 years beta	0.24

1 year chart of volatility



Maximum losses over the last 5 years

